



FERTILIZER AND PESTICIDE AUTHORITY

ANNUAL REPORT 2019

"42 YEARS OF CONTINUALLY IMPROVING REGULATORY SERVICES
TO KEEP PACE WITH AGRICULTURE'S GLOBAL CHALLENGES."





FERTILIZER AND PESTICIDE AUTHORITY

ANNUAL REPORT 2019



About the *Cover*

42 YEARS OF CONTINUALLY IMPROVING REGULATORY SERVICES TO KEEP PACE WITH AGRICULTURE'S GLOBAL CHALLENGES

Recognizing the complexities of the Philippine agricultural landscape, the FPA has a role to play in contributing to the transformation of agriculture into a modern, sustainable, and competitive sector producing decent and value-adding jobs. The clarion call of the Department for “Masagang Ani, Mataas na Kita,” is a call to action. We at FPA must respond. For 42 years, FPA has remained steadfast in performing its regulatory mandate to ensure enough fertilizers and pesticides in the country which are safe and effective. Today, we continue to innovate, improve our processes and standards, forge stronger partnerships with industry and the academe, educate the sector, and remain sensitive to the needs of our stakeholders. Only this way can FPA remain relevant and vital, now and in the future, in contributing to agricultural sustainability and meeting global challenges.

EDITORIAL TEAM

Wilfredo C. Roldan | Digna M. De Leon, Advisers

Errol John A. Ramos, Senior Content Editor

Ivan P. Layag | Jonsie Del Rosario-Baysa | Angelo Bugarin | Shanelle Napoles, Writers

Mirasol Bacarisas, Data Consolidator


Aleni Peach Gonzales | Mark John Gandecila, Circulation Managers

Ivan P. Layag, Design and Layout

Ivan P. Layag | Mark John Gandecila, Photography

Central Office Divisions | Regional and Provincial Field Units

Photo and Data Contributors



Contents

Message from the Executive Director	i
Organizational Mandate	iii
FPA in Figures 2019	v
Fertilizer Regulations	1
Pesticide Regulations	5
Laboratory Services	9
Field Operations, Enforcement and Monitoring	11
Accreditation, Training and Public Information	15
Institutional Capacity and Good Governance	19
Stakeholder Engagement and Partnerships	32
Advocacy and Public Engagement	35
ANNEX I: Financial Highlights	39
ANNEX II: Organizational Structure	43
ANNEX III: Management Committee	44
ANNEX IV: Regional Officers	45
ANNEX V: Average Retail Price of Fertilizers, Years 2000-2019	46
ANNEX VI: Average Retail Price of Fertilizers (Per Region by Month, FY 2019)	49
ANNEX VII: Ave. Price of Selected Brands of Pesticides for the Last Quarter 2019	53
ANNEX VIII: FPA Employees 2019	58
ANNEX IX: Central Office Directory	70
ANNEX X: Regional and Provincial Office Directory	71

i
iii
v
vii
ix



Message from the Executive Director



Ang Bagong Pananaw sa Agrikultura: Isang Pilipinas na may matibay na seguridad sa pagkain at mga magsasaka at mangingisdang may maunlad at masaganang buhay! - This is the 'New Thinking' in agriculture introduced by no less our Secretary, William D. Dar. His message is clear and it is FPA's role to serve as change agents in improving the lives of Filipino farmers.

With the new direction, we shall be guided by the slogan "Masaganang Ani at Mataas na Kita," a call to action befitting our mission for Philippine agriculture. FPA fully supports this call to action by— 'improving the quality of life for all Filipinos through increased farm incomes, productivity and food production using safe and appropriate fertilizer and pesticide inputs.' It is our duty in FPA to ensure that fertilizers and pesticides are safe and effective in order to contribute effectively to better yields for our farmers.

For 2019, I am confident that we have made significant strides in providing better services to our stakeholders --- from the streamlining of our services, compliance with government laws and regulations, and following international standards in our practices.

First, we anchored our Medium Term Strategic Framework 2019-2022 on the 0-10 point Socioeconomic Agenda of President Duterte. This Framework guides us in effectively carrying out our four strategic thrusts —fertilizer and pesticide regulation, education and product stewardship, harmonization with international standards, and good governance. Hopefully, our actions will contribute to the realization of Ambisyon Natin 2040 which articulates the Filipino people's collective vision of a MATATAG, MAGINHAWA, AT PANATAG NA BUHAY PARA SA LAHAT.



Second, we embarked on a journey towards an 'agency-wide' ISO 9001: 2015 certification. This gave us the opportunity to revisit our organizational mandate, structure and service processes, and document our internal procedures necessary for our continual improvement. While this may have been overdue, what is important now is we have a better version of our institutional quality policy commitment encompassing both our fertilizer and pesticide regulatory functions. We are grateful to the Development Academy of the Philippines (DAP) for generously assisting FPA build its internal capacities.

Third, the FPA Board of Directors (BoD) approved on October 2019 the amended Fertilizer and Pesticide Policies and Implementing Guidelines (Bluebook and Greenbook). The undertaking allowed us to update our regulatory requirements to make it timely and relevant to the prevailing demands of our stakeholders. Revising the documents was a product of our consistent engagement with our industry stakeholders, the academe, and technical consultants.

Fourth, we made another remarkable feat for the year when the Laboratory Services Division successfully attained ISO/IEC 17025:2005 accreditation from the Philippine Accreditation Bureau (PAB). This affirms LSD's capacity to generate respectable results from its laboratory and testing services.

Finally, we have adopted our Revised Citizen's Charter in compliance with the Implementing Rules and

Regulations (IRR) of the Ease of Doing Business and Efficient Government Service Delivery Act (RA 11032). The public can now expect us to provide them services with improved time transaction procedures.

To cap these achievements, we received a recognition from the Government Quality Management Committee (GQMC) for our successful establishment and implementation of ISO 9001: 2015 on the provision of licenses, registrations and permits for fertilizer through the efforts of the Fertilizer Regulations Division (FRD).

Moving forward, I am excited to witness the progress we can build on top of these initiatives. I owe a lot of the success to the hardworking men and women of FPA for their dedication and commitment. May the fruits of your labor inspire you to become better public servants.

Cheers for the breakthroughs we unlocked for the year!



WILFREDO C. ROLDAN
Executive Director





VISION

Improved quality of life for all Filipinos through increased farm incomes, productivity and food production using safe and appropriate fertilizer and pesticide inputs.



MANDATE

Assuring the agricultural sector of adequate supplies of fertilizer and pesticide at reasonable prices, rationalizing the manufacture and marketing of fertilizer, protecting the public from the risks inherent in the use of pesticides, and educating the agricultural sector in the use of these inputs.



QUALITY POLICY

The Fertilizer and Pesticide Authority is a technical regulatory government agency mandated to assure the public of safe and adequate supply of fertilizer, pesticide and other agricultural chemicals by providing quality services on the issuance of licenses, registrations and permits.

We commit to continually improve our Quality Management System (QMS), to enhance our services, and to comply with the statutory and regulatory requirements for the satisfaction of our stakeholders.

Fertilizer and Pesticide Authority

ORGANIZATIONAL MANDATE

GENERAL FUNCTIONS



Licensing of
handlers



Import Control



Product Quality and
Adherence to Safety



Institutionalizing of
Product Stewardship



Fertilizer Product
Registration



Pesticide Product
Registration



Public Information



Developmental



Fertilizer Regulations



961

product registration
certificates issued



744

licenses to handlers
and dealers issued



2,385 permits and other
certifications issued



2,492,825

metric tons of fertilizer imports monitored

Pesticide Regulations



2,670

product registration
certificates issued



652

licenses to handlers
and dealers issued



4,633 permits and other
certifications issued



29,552

metric tons of pesticide imports monitored

Fertilizer and Pesticide Authority

FPA IN FIGURES

2019

Laboratory Services



1,187
fertilizer samples
analyzed



387
pesticide samples
analyzed

Field Operations, Monitoring and Enforcement



3,067
licenses to f/p
handlers issued



926
warehouse registration
certificates issued



800 enforcement documents issued
(Notice of Violations and SUMS)

Accreditation, Training and Public Information



3,247 accreditation cards issued for ASD,
ARCO, Researchers and CPA



91 accreditation related trainings
coordinated and facilitated



312 IEC activities and technical assistance
provided



Towards the vision of agricultural productivity and increasing farmer's income, the FPA ensures the quality and adequate supply of fertilizer products in the country. The Fertilizer Regulations Division (FRD) oversees the registration of inorganic fertilizer products, raw materials, and ingredients for fertilizer, which are either locally produced or imported. The FRD spearheads the formulation and updating of policies and guidelines on fertilizer registration and licensing.

Registration requirements include the submission of product specifications supported by chemical analysis, product type, and the result of efficacy trials conducted by an FPA accredited and independent researcher. A registration consultant or technical evaluator evaluates the set of data.

Product registration

For 2019, the FRD registered 438 new traditional products, 86 new non traditional, 289 renewal traditional, 8 renewal non traditional, 51 proprietary, and 477 commodity/generic.

A provisional registration is issued whenever a product undergoes a one season efficacy test with significant results on a representative crop. Full registration, on the other hand, is granted when all administrative and technical requirements are satisfactorily complied with, which include two (2) seasons of efficacy tests with significant results on a representative crop.

Under fertilizer product label registration, certificates issued include 29 label expansion, 85 third-party authorization (TPA) for new registration, and 55 TPA for renewal products.

The TPA is an agreement or contract between two (2) companies,



FERTILIZER REGULATIONS



PRODUCT REGISTRATION

New



438

certificates issued for traditional products



86

certificates issued for non-traditional products

Renewal



289

certificates issued for traditional products



8

certificates issued for non-traditional products

LICENSING OF HANDLERS



744

licenses to handlers and dealers issued



229

Warehouse registration certificates issued

PRODUCT LABEL REGISTRATION

Third Party Authorization



85

For Newly Registered Products



55

For Renewed Products

Label Expansion



29

Label Expansion Certificates issued

OTHER CERTIFICATIONS



300

Experimental Use Permits (EUPs) issued



2,085

Certifications for VAT exemption and other permits issued

FERTILIZER REGULATIONS



the primary registrant and the party who receives the TPA. The primary registrant gives the latter an authorization to sell or distribute the product. The validity depends on the expiry date indicated on the Certificate of Product Registration (CPR) of the primary registrant. It is non-transferable and limited to ten (10) TPAs and can be issued by the primary registrant only. The receiving third party cannot issue the same to another company.

Licensing of handlers and dealers

A total of 744 licenses were processed for fertilizer handlers (other than dealers) for the period. It includes new and renewed licenses issued to 84 manufacturers, 185 importers, 286 area and national distributors, 27 exporters, 37 indentors, 19 formulators, 11 bulk handlers, 47 repackers, and 10 institutional formulators and processors. On the other hand, 9 licenses were issued to new fertilizer dealers and 10 licenses of existing dealers have been renewed.

Moreover, 229 warehouse registration certificates have been issued this year consisting 49 newly registered warehouses and 180 renewed warehouse registrations. Registration of warehouses involves the inspection of the site to ensure that these comply with occupational work and safety standards.

Other certifications

For 2019, the FRD issued 300 Experimental Use Permits (EUPs) for testing of fertilizer products. Such is being applied for and approved by FPA before any bioefficacy field test is conducted to generate the data required for registration. The applicant should see to it that the test meets the standard protocols for efficacy testing.



Further, 2,085 certifications for VAT exemption and other permits were released.

Importation

For the period, the volume of fertilizer imports is 2,492,825.65 metric tons worth 680,697,173.98 USD. Urea remained to be the most in-demand fertilizer grade at 886,461.32 metric tons, followed by 21-0-0 and 14-14-14 at 71,052,832.78 MT and 71,355,286.28 MT, respectively.



GRADES	Volume (MT)	Value (USD)
Urea 46-0-0	886,461.32	252,022,196.62
Prilled	432,975.35	127,401,305.13
Granular	453,485.98	124,586,902.60
14-14-14	239,293.76	71,355,286.28
21-0-0	535,845.56	71,052,832.78
0-0-60	245,172.72	69,213,931.66
16-20-0	260,239.98	66,845,122.18
DAP	110,864.88	40,386,406.15
TOTAL	2,277,878.22	570,875,775.67
Other Grades	214,947.43	109,821,398.31
GRAND TOTAL	2,492,825.65	680,697,173.98



PESTICIDE REGULATIONS

The Pesticide Regulations Division (PRD) facilitates the processing of applications for pesticide product registration and licensing of pesticide handlers (new and renewal). The purpose of the registration system is to ensure that pesticide products meet the prescribed standards before they are imported, manufactured, formulated, distributed and sold in the Philippines.

The PRD has established a pool of scientists and technical consultants in various aspects of pesticide regulations like pesticide manufacture, registration, licensing, and others. The PRD works closely with them in formulating and updating of policies and guidelines towards the strengthening of pesticide regulations, and address the growing concern on pesticide residue on food, feeds.

Pesticide Product Registration

For this period, the PRD issued a total of 2,670 product registration certificates which is 42% higher than last year's 1,882 record. It includes 1,379 newly registered products and 1,240 product registration renewal. These cover proprietary, generic/commodity and third-party authorization product registrations.

There were 51 label expansion certificates issued.

In addition, three (3) product registration of Plant-Incorporated Protectants were approved this year.

PRODUCT REGISTRATION



1,379 Newly Registered Products certificates registered



51 Label Expansion certificates issued



1,240 Renewed product registration certificates issued



3 product registration of Plant-Incorporated Protectants were approved

PERMITS AND OTHER CERTIFICATIONS



1,217 Experimental Use Permits issued



3,416 CAIPs n and other certifications approved and issued



56 permits on Methyl Bromide either for the purpose of purchasing or borrowing issued

LICENSING OF HANDLERS



652 licenses for handlers, dealers, pest control operators and warehouses approved

PESTICIDE REGULATIONS

Licensing of handlers

652 licenses were approved and issued to pesticide handlers, dealers, pest control operators and warehouses.

The licensed handlers include manufacturers, national distributors, area distributors, extruders, formulators, importers, pesticide supplier local representatives/ subsidiary indentors, exporters, importers/end users and repackers.

Permits and other certifications

Pesticide products, chemicals and biorationals intended for registration shall be tested for efficacy under local conditions. For field testing necessary to generate data for registration purposes or other uses, Experimental Use Permit (EUP) shall be applied for and under no circumstance shall the test be conducted without the approved EUP. The experiment shall be conducted by researchers accredited by FPA following the standard protocols for biological efficacy testing. Data submitted without the necessary permit/conditionalities shall not be accepted for registration.

The EUP limits the amount of pesticide necessary to conduct the test so as to safeguard the health of direct and indirect users of the product as well as the environment.



For the period, the PRD authorized a total of 1,217 EUPs.

Fifty-six (56) Permits to Purchase Methyl Bromide were issued this year and processed by Laboratory Services Division (LSD).

Further, a total of 3,416 Certificates Authorizing Importation of Pesticide (CAIPs) and other permits and certifications were issued which certifications include amendments, certifications and export permits.

Pesticide imports

Imported pesticides for the year is 29, 551.51 MT worth USD 279, 735, 546. 98. It includes 23,299.92 MT worth USD 261,399,472.13 of formulated pesticides and 6,251.59 MT worth USD 18,336,074.85 of technical pesticides.

Insecticides contributed the highest volume in the said importation at 7,684.04 MT due to its high demand of application among the farmers. It is followed by fungicides at 7,060.28 MT and herbicides at 5,257.60 MT. The least pesticide imports include fumigants, molluscicides, nematicides, rodenticides and other pesticides.

Pesticide Importation by Volume for FY 2019 (Formulated)

Pesticide Type	Volume (MT)	Volume (L)	Value (USD)
INSECTICIDE	7,684.04	5,449,518.90	85,940,227.30
FUNGICIDE	7,060.28	8,092,342.61	76,123,365.93
HERBICIDE	5,257.60	13,785,309.25	73,219,886.07
OTHERS	1,992.53	6,933,557.95	15,541,644.43
MOLLUSCICIDE	512.23	120,388.50	6,013,493.03
NEMATICIDE	332.71	187,515.00	2,276,622.95
FUMIGANT	391.12	-	1,627,106.01
RODENTICIDE	69.41	-	609,366.41
MITICIDE	-	4,777.00	47,760.00
TOTAL	23,299.92	34,573,409.21	261,399,472.13

Pesticide Importation by Volume for FY 2019 (Technical)

Pesticide Type	Volume (MT)	Volume (L)	Value (USD)
HERBICIDE	5,228.71	-	11,525,290.85
INSECTICIDE	898.38	-	6,301,068.00
MOLLUSCICIDE	50.40	-	298,246.00
FUNGICIDE	74.10	-	211,470.00
MITICIDE	-	-	-
FUMIGANT	-	-	-
NEMATICIDE	-	-	-
OTHERS	-	-	-
RODENTICIDE	-	-	-
TOTAL	6,251.59	-	18,336,074.85







It was a remarkable year indeed for FPA after having its Laboratory Services Division (LSD) officially been granted an ISO/IEC 17025:2005 Accreditation by the Philippine Accreditation Bureau (PAB) last October 2019.

The accreditation to ISO/IEC 17025 is a formal recognition given to a laboratory that is able to demonstrate technical competence in its operation particularly in carrying out tests and generating valid and reliable laboratory test results accepted both locally and internationally.

This milestone is a result of FPA's continuous commitment and dedication to provide excellent laboratory services – primarily in the analysis of fertilizers and pesticides – as support to its product registration and quality monitoring activities.





Meanwhile, the LSD was created to support the standards-setting and regulatory functions of FPA. LSD ensures that the fertilizer and pesticide products being registered strictly conform with established standards and specifications.

This year, LSD analyzed 1,187 fertilizer samples – 476 samples for product registration, 580 samples for quality monitoring, and 131 samples for research and other purposes. This indicates a minimal decrease in the total number of samples analyzed vis-à-vis last year's 1,190 fertilizer samples. However, the said volume of samples can be further broken down to a total of 3,429 fertilizer test parameters analyzed this year compared to 3,226 last year.

For pesticide analysis, 387 pesticide samples were analyzed: 356 for product registration, 14 for quality monitoring, and 17 for research and other purposes. This volume corresponds to a 55% increase from last year's figure.

With the laboratory recognition guidelines, the FPA has successfully recognized DOLE Philippines Laboratory within the year under the wings of its Laboratory Recognition Program. This means that more recognized laboratories can cater to a wider scope of services needed by FPA stakeholders and complement those offered by the LSD.



1,187

fertilizer samples analyzed



476

samples analyzed for product registration



580

samples analyzed for quality monitoring



131

samples analyzed for research and other purposes



387

pesticide samples analyzed



356

samples analyzed for product registration



14

samples analyzed for quality monitoring



17

samples analyzed for research and other purposes

LABORATORY SERVICES



FIELD OPERATIONS, ENFORCEMENT AND MONITORING



Serving as extension offices of the FPA at different locations nationwide, the field units (FUs) ensures that the regulatory mandate, such as PD 1144 and the subsequent FPA policy issuances are enforced. Specifically, the FUs issue licenses to fertilizer and pesticide handlers; register and monitor fertilizer and pesticide warehouses; monitor and inspect establishments, EUP sites, products and handlers, coordinate and partner with stakeholders, and conduct information campaigns and Accredited Safety Dispenser (ASD) trainings.

Licensing of Handlers and Registration of Warehouses

For the period, the FUs issued 908 licenses to fertilizer handlers and 521 licenses to pesticide handlers. For individuals engaged in both fertilizer and pesticide handling and dealership, they issued 1,638 licenses.



Under registration of warehouses, the FUs registered 531 fertilizer warehouses and 209 pesticide warehouses. For warehouses storing both fertilizer and pesticide, 186 registration certificates were issued.

The FUs endorsed 3,676 regulatory documents to the Central Office. Such documents include submitted applications of fertilizer and pesticide licenses, registration of warehouses, product registrations, EUPs, and accreditation as ASD, ARCO, CPA and Researcher.

Monitoring, Inspection and Enforcement Actions

The field units monitored and inspected 23,228 handlers and 114,440 products nationwide. They have also conducted 447 visits to EUP sites, 207 monitoring of product stewardship practices, 659 monitoring of fertilizer shipments in ports, 316 plant safety audits, 440 inspection of hospitals, 92 monitoring of poisoning cases and 4 monitoring of wastewater reuse in plant sites.

The FUs also continuously monitor fertilizer inventory, retail prices of fertilizers and pesticides, good housekeeping practices of warehouses and conduct random fertilizer weighing and sampling.

For the period, 49 clean-up drive operations were conducted. As a result, there were 730 notice of violations and 70 Stop Use/Move/Sale (SUMS) issued to erring handlers and dealers.



Information campaigns

The field units intensified their information, education and communication (IEC) campaigns on the safe and judicious use of fertilizers and pesticides.

By maximizing the use of community radio, FUs in Cordillera Administrative Region (CAR), Cagayan Valley, Bicol Region, Central Visayas and Eastern Visayas have reached more stakeholders.

For instance, FPA Region II has been given a weekly regular time slot by the DWDA 105.3Mhz FM, a community radio program initiated by the Department of Agriculture Region II. Dubbed 'FPA-R2 On Air', the program is also being broadcast through Facebook Livestreaming.

The FPA Region II also initiated series of seminars on the safe and judicious use of fertilizer and pesticides to the different State Universities and Colleges (SUCs) in Cagayan Valley, in partnership with Croplife Philippines.

"It was part of our plan way back to use radio in our IEC activities since more farmers listen to radio. It is also a good venue for us to further promote food safety in the region," said Henry Fronda, Supervising Agriculturist of FPA- Region II.

On the other hand, FPA-CAR headed by Supervising Agriculturist Rey Segismundo has consistently accommodated radio guestings in various radio stations in CAR like the Over Broadcast Media- Joy FM Radio 103.7, the official radio station of the province of Abra, and the Bombo Radyo- Baguio.

While on air, they have been discussing PD 1144, proper use of fertilizer and pesticides, fertilizer and pesticide handling and storage, pesticide first aid and management of poisoning cases, product stewardship program particularly on product labelling, and the Integrated Pest Management (IPM).

LICENSING OF HANDLERS



908

licenses to fertilizer handlers issued



521

licenses to pesticide handlers issued



1,638

licenses to both fertilizer and pesticide handlers issued

REGISTRATION OF WAREHOUSES



531

registration certificates issued for fertilizer warehouses



209

registration certificates issued for pesticide warehouses



186

registration certificates issued to warehouses storing both fertilizer and pesticide

MONITORING, INSPECTION AND ENFORCEMENT



23,228

fertilizer and pesticide handlers monitored



114,440

fertilizer and pesticide products monitored



740

fertilizer and pesticide warehouses inspected



49

Clean Up Drive Operations conducted



730

Notice of Violations (NoV) issued to handlers and dealers



70

Stop Use/Move/Sale (SUMS) issued

FIELD OPERATIONS, ENFORCEMENT AND MONITORING



Support to inter-agency livelihood program beneficiaries

Regional Field Units I, CAR, V, VIII, IX, X, and XI opened its partnership with other government agencies in enabling livelihood program beneficiaries to be engaged in viable livelihood or microenterprise projects like fertilizer and pesticide dealerships.

The said field units were tapped by the Department of Social Welfare and Development (DSWD) and the Department of Agrarian Reform (DAR) to conduct capacity-building activities for farmers and farmers organizations/associations. They are the beneficiaries of the "Convergence on Livelihood Assistance for Agrarian Reform Beneficiaries Project" or the CLAAP, a program being jointly implemented by DSWD and DAR which aims to expand and increase farmer's access to economic opportunities.

During the training, FPA enumerates the requirements for dealership and provides lectures on responsible use and proper handling of fertilizers, pesticides and other agricultural inputs. These topics are covered by Accredited Safety Dispenser (ASD) examination.

Even if individuals or groups are non-CLAAP beneficiaries, FPA has already been supporting local farmers associations desiring to venture into fertilizer and pesticide dealership business. FPA advises farmers that it is easier [and cheaper] to register as a farmer's association than as an individual dealer, and formation of a cooperative would require registration from the Cooperative Development Authority (CDA).





Accreditation of Individuals

In support of FPA's regulatory frontline services, the Planning, Management and Information Division (PMID) facilitates the accreditation of individuals, and coordinates with FPA Accredited Training Associations (FATA) in the conduct of accreditation required trainings.

For this year, the field units, in partnership with different dealers associations, administered 65 Accredited Safety Dispenser (ASD) trainings and examinations nationwide. On the other hand, 26 trainings and examinations were facilitated by FPA in partnership with FATA.

The FATA includes the Philippine Association of Entomologists (PAE), Philippine Association of Certified Pesticide Applicators (PACPA), PMCP Foundation Inc., (PMCPFI), Philippine Association of Professional Fumigators, Inc. (PAPFI), and the Kapisanan ng mga Pest Control Operators sa Pilipinas, Inc. (KAPESCOPI).

There were 3,247 accreditation cards issued for Accredited Safety Dispensers (ASD), Accredited Responsible Care Officers (ARCO), Researchers and Certified Pesticide Applicators (CPA).

Public Information

As a direct service to its stakeholders and the farming community in general, the agency conducts an information campaign on the safe and judicious use of fertilizer and pesticide.

The agency utilizes both traditional and emerging communication approaches and methods to effectively disseminate information to intended audiences. It likewise integrates into its communication



ACCREDITATION, TRAINING AND PUBLIC INFORMATION



ACCREDITATION OF HANDLERS



65 Accredited Safety Dispenser (ASD) trainings and examinations administered by FUs



26 trainings and examinations were facilitated by FPA in partnership with FATA



3,247 accreditation cards issued for ASD, ARCO, Researchers and CPA



289 newly Accredited Responsible Care Officers (ARCO)



2,159 newly Accredited Safety Dispensers (ASD)



163 newly Accredited Researchers



636 newly Certified Pesticide Applicators (CPA)-Exterminator/Fumigator

PUBLIC INFORMATION



9,361 information, education and communication (IEC) reproduced and distributed



312 technical assistance provided by the FUs



18 community radio information campaign activities aired



1,522 new followers in the FPA Official Facebook Page



406 feedbacks facilitated through email management of the FPA official email, chat support in the FPA Facebook Page and management of the FOI portal

ACCREDITATION, TRAINING AND PUBLIC INFORMATION

activities the “New Thinking in Agriculture” by Secretary William Dar and the slogan “Masaganing Ani, Mataas Na Kita.”

The field units are crucial in delivering the right information to the public. The FU personnel provided 312 technical assistance (TAs) to other government agencies and the industry by serving as resource persons. Likewise, our personnel served as resource persons in 18 community radio information campaign activities through radio guestings and media interviews.

A total of 9,631 information, education and communication (IEC) materials have been reproduced and distributed by the PMID. This includes the ASD Manual, Gabay sa Paggamit ng Abono at Pestisidyo, FPA Paalala, FPA Primer, Banned and Restricted Pesticides and sticker labels on the proper disposal of empty pesticide bottles.

To keep both the agency’s external and internal audiences updated of FPA and the agricultural sector’s activities and developments, the information unit produced 12 Journal of Activities, 3 newsletters, and 36 press issuances.

Moreover, the agency intensified its use of digital communication platforms to make information accessible to online audience. The FPA Facebook Page had an increased followers from 578 followers last December 2018 to 2,010 on December 28, 2019 while the FPA website reached an 16, 346 accumulated visitors.

The agency also continues to maintain an active feedback mechanism system through email management, chat support (Facebook) and management of the FOI portal. Public inquiries and concerns need to be responded to within 48 hours. As such, there were 406 feedbacks facilitated during the period which includes 307 email responses, 92 Facebook chat replies, and seven responses via the FOI portal.





ICT Support

The Information and Communications Technology Unit provides information management and technology maintenance solutions to support FPA's efficient delivery of its mandate. It recommends necessary and cost-effective IT systems and technologies for improved institutional operations.

Databases for Fertilizer and Pesticide Registered Products, Fertilizer Retail Prices, ASD, ARCO, Researcher and CPA are being maintained. For 2019, the number of newly accredited individuals based on the systems include: 289 ARCO, 2,159 ASD, 163 Researchers, 636 CPA Fumigators and 259 CPA Exterminators.

In addition, a mobile application for fertilizer and pesticide registered products is in its last stages of development. Once launched next year, it will serve as an information platform which can be accessed using android mobile devices.

The ICT unit also facilitated the acquisition and distribution of IT equipment to all the offices including the field units. For 2019, the hardware equipment distributed include 43 laptops, 30 desktops, 50 printers, 6 access points, and 20 projectors. For the software equipment, 300 anti-virus licenses and 100 MS Office licenses were installed.

To avoid interruptions on work operations due to computer related concerns, a monthly preventive maintenance is regularly employed.

The unit is also in-charge of administering and maintaining the FPA's website.





FPA GEARS UP FOR ISO 9001: 2015 ACCREDITATION



INSTITUTIONAL CAPACITY AND GOOD GOVERNANCE

With the goal to align FPA's services with international standards, the agency started gearing up towards 'agency-wide' ISO 9001: 2015 certification during the second quarter of the 2019. The undertaking encompasses all of FPA's frontline services including issuance of licenses, registrations and permits for both fertilizer and pesticide.

The Development Academy of the Philippines (DAP) sponsored and facilitated the various capacity-building activities which was attended by the members of FPA Quality Management Committee and Secretariat. These include trainings and seminars on ISO Documentation and Process Requirements, Risk-based Quality Planning, QMS Documentation, 5S Good Housekeeping and Root Cause Analysis and Corrective Action Formulation.

ISO 9001: 2015 is the latest version of the ISO 9001 standard which is widely-known and internationally accepted for quality management. ISO acknowledges organizations that can establish a quality management system and commit their continual improvement.

As of December 2019, the agency is currently seeking for third-party auditor.



FPA STRATEGY MAP 2019-2022 FINALIZED

FPA has finally released its strategy map 2019-2022, a framework which presents the strategies of the agency in fulfilling its four strategic thrusts--fertilizer and pesticide regulation, education and product stewardship, harmonization with international standards and good governance.

The latter also serves as a standalone tool that would easily communicate the general structure, the systematic management processes of the organization, and the measuring parameters.

On February 4, the members of the Management Committee (ManCom) and Assistant Division Chiefs convened to discuss and see to it that the map is in compliance with the Citizen's Charter and the Ease on Doing Business Act.

The FPA Strategy Map 2019-2020 was also presented during the Annual Planning for comments by the Regional Officers.

The finalized strategic map can be viewed here: <http://fpa.da.gov.ph/images/FPAfiles/DATA/StrategyMap/Feb07,2019.pdf>





FPA RECEIVES AWARD FROM GQMC FOR ESTABLISHING, IMPLEMENTING ISO

The Fertilizer and Pesticide Authority (FPA) received recognition from the Government Quality Management Committee (GQMC) for successfully establishing and implementing a Quality Management System Certified to ISO 9001:2015 in compliance with Executive Order No. 605 series of 2017.

The award, which specifically refers to the FPA ISO certification on the issuance of licenses, registrations, and permits for fertilizer, was received by Elizabeth Ramiro, Chief of the Finance and Administration Division (FAD) in behalf of the FPA, at the Philippine International Convention Center, Pasay City on 24 October 2019.

FPA is currently working for its 'Agency-wide' ISO 9001: 2015 certification covering all of its frontline and support services. Relative to this, the Agency continues to undergo trainings being facilitated by the Development Academy of the Philippines (DAP) to ensure achievement of the ISO certification target.

For the third quarter, the Agency has undergone capacity-building on 5S good housekeeping, auditing QMS, and root cause analysis and corrective action formulation.

The DAP emphasized that 85% of the reasons for failure are deficiencies in the systems and processes rather than the employee. The role of the management is to change the process rather than badgering individuals to do better.



FPA BOARD APPROVES REVISED BLUEBOOK AND GREENBOOK

The Board of Directors (BoD) of the Fertilizer and Pesticide Authority (FPA) approved the proposed amendments of the Regulatory Policies and Implementing Guidelines for Fertilizer (Bluebook) and Pesticide (Greenbook) at the Landbank, Malate, Manila on 24 October 2019.



With DA Secretary William Dar serving as the Chairperson, he said that FPA's role in the rapid agricultural growth is crucial. He emphasized the need to hasten the processing of registrations for fertilizer and pesticide in response to the Ease of Doing Business and Efficient Government Service Delivery Act.

FPA Executive Director Wilfredo Roldan said that the revised guidelines present the updated regulatory requirements for fertilizer and pesticide which meet the current demands of agency's stakeholders.

He shared that the revisions are the product of FPA consultations with its stakeholders composed by the industry, academe, and technical consultants. "Their guidance enabled FPA on what to do and what to change without sacrificing the quality of the registration and the regulatory function of the FPA. We want to respond to the needs of the public and the stakeholders," he said.

In the new version of said guidelines, provisions for the Mode of Action (MoA) on product labeling and drone application for pesticide spraying have been integrated. It also presents updated requirements for Experimental Use Permits (EUPs), and the acceptance of third-party authorizations (TPA) for pesticide.

Other members of the BoD include the heads of the Food and Drugs Administration (DOH-FDA), Department of Trade and Industry (DTI), Bangko Sentral ng Pilipinas (BSP), Environment Management Bureau (DENR-EMB), Department of Finance (DoF), Philippine National Bank (PNB), and the Bureau of Plant Industry (DA-BPI). They have sent their representatives during the meeting.



FPA REVISED CITIZEN'S CHARTER 2019 ISSUED

In compliance with Republic Act No. 11032 otherwise known as the Ease of Doing Business and Efficient Government Service Delivery Act of 2018 and with the issuance of its IRR last October 2019, FPA revised its previous Citizen's Charter 2017 and adopted the revised 2019 version.


This is responsive to the call of President Duterte to cut red tape, promote efficiency, and expedite transactions in government.

"With the latest edition of the Citizen's Charter, FPA is setting a higher standard for which to measure the Agency's performance," enthused Wilfredo Roldan, FPA Executive Director.

Dir. Roldan added that the initiative enables the Agency to provide stakeholders the best service that they deserve, promote good governance and transparency in public service.

Under the new Citizen's Charter, processing time commitments of frontline services have been reduced from the Citizen's Charter 2017 version. The previous version complied with the Republic Act No. 9485 or the Anti-Red Tape Act (ARTA) of 2007.

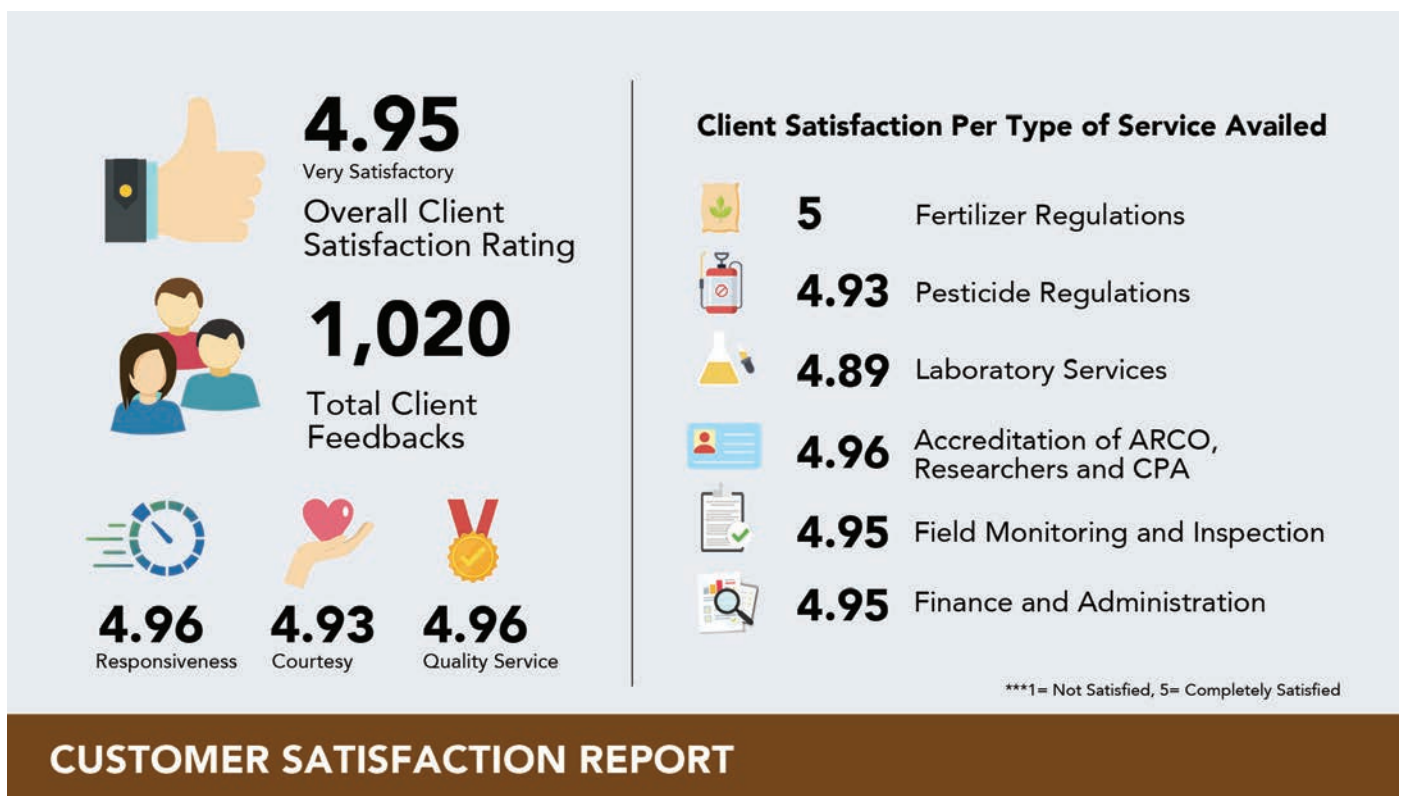
These services include the issuance of licenses, registrations and permits both for fertilizer and pesticide regulations, laboratory analysis of fertilizer and pesticide products, registration of Plant-Incorporated Protectant (PIP), accreditation of fertilizer and pesticide Researchers,



Safety Dispensers, Responsible Care Officers (ARCO), and Agricultural Certified Pesticide Applicators (CPA) Fumigator and Exterminator.

FPA continues to abide by its SAFETY Performance Pledge in ensuring that regulatory services are efficiently delivered.

The revised Citizen's Charter can be accessed through this link <http://fpa.da.gov.ph/images/FPAfiles/DATA/CitizenCharter/2019/CitChar2019.pdf>





FERTILIZER AND PESTICIDE AUTHORITY

FY 2018 PBB Status

STREAMLINING AND PROCESS IMPROVEMENT		Compliant	GOOD GOVERNANCE CONDITIONS				
			Transparency Seal			Compliant	
SUPPORT TO OPERATIONS			PhilGEPS Posting			Compliant	
ISO 9001:2015 Certification of QMS	Compliant		Citizen's or Service Charter			Compliant	
GENERAL ADMINISTRATION AND SUPPORT SERVICES							
PFM reporting requirements to COA and DBM		Other Cross-Cutting Requirements					
Quarterly BFARS	Non-compliant	SALN Review and Compliance Procedure			Compliant		
COA Financial Reports	Compliant	Compliance with FOI Program			Compliant		
Sustained Compliance to prior years' AAR	Compliant	Agency's System of Rating and Ranking			Compliant		
PROCUREMENT REQUIREMENTS		BUDGET UTILIZATION RATE					
		2014	2015	2016	2017	2018	
FY 2018 APP-NON CSE	Compliant	Obligations BUR	N/A	N/A	81%	91%	100%
Indicative FY 2019 APP NON-CSE	Compliant						
FY 2019 APP-CSE	Compliant						
FY 2017 APCPI Results	Compliant	Disbursement BUR	N/A	N/A	86%	92%	76%
Undertaking of Early Procurement	Compliant						

FPA QUALIFIES FOR FY 2018 PERFORMANCE-BASED BONUS

After complying with the FY 2018 Performance-Based Bonus (PBB) requirements and validated by the Inter-agency Task Force on the Harmonization of National Government Performance Monitoring, Information and Monitoring Systems, the FPA has been found eligible for the grant of FY 2018 Performance-Based Bonus.

The FY 2018 PBB was measured based on the following indicators: Streamlining and Process Improvement, Support to Operations, Good Governance Conditions, General Administration and Support Services (GASS), Procurement Requirements and Budget Utilization Rate (BUR).

More than the grant of the performance-based bonus (PBB), the Department of Budget and Management (DBM) hopes that the Results-Based Performance Management System (RBPMS) including its initiative on Streamlining and Process Improvement of Critical Services significantly contributed to strengthening FPA's performance in efficiently providing public services.

The Guidelines on the Grant of Performance-Based Bonus for FY 2018 under Executive Order

No. 80 series of 2012 and EO No. 201 series of 2016 or the Memorandum Circular 2018- 1 issued by the IATF on 28 May 2018, provides that the grant of PBB aims to tighten the advocacy for intensified public accountability, heightened transparency, stronger fiscal discipline and more efficient government services. The government is leveraging priorities of its Results-Based Performance Management Systems (RBPMS) and its people-centered Performance-Based Incentive System (PBIS) through requirements and conditions aiming to fight corruption, achieve higher citizen satisfaction, and implement a firmer validation process to recognize outstanding performance in government service.

The DBM advised that the evaluation of agency accomplishments for FY 2019 shall be tightened in accordance with the review of the Agency's report on Streamlining and Process Improvement of Critical Services. Additionally, agencies are encouraged to continue their efforts in accelerating procurement and timely utilization of approved budgets to properly support their operations and delivery of high-quality services.





PLANNING AND PERFORMANCE REVIEW

PLANNING CONFERENCE

As an annual activity to set commitments and work on the corresponding budgets for the new calendar year, FPA conducted its Annual Planning Workshop at Los Banos, Laguna.

The workshop commenced through presentation and discussion of the Field Unit's target in the DPCR by the Field Operations and Coordination Unit (FOCU) headed by Suzettie Alcaide on February 6.

Among the concerns deliberated included the FUs' target on monitoring of dealers and f/p products, reporting of violations and issuance of Stop Use, Stop Move and Stop Sale (SUMS).

On February 7 during the opening ceremony of the activity, FPA Executive Director Wilfredo Roldan directed the CO and FUs to hasten the delivery of public services, and anchor their thrust to the FPA's four pillars.

He directed the Fertilizer Regulations Division (FRD) and the Pesticide Regulations Division (PRD) to fast-track the revision of the Bluebook and Greenbook.

Afterwhich, Deputy Executive Director for Pesticide Eric Divinagracia reiterated the importance of budget allocation to fuel the operations of the agency.

He also imparted the value of the principle 'going back to basics' (B2B) like reviewing the Agency's mandate, knowing ones' job description, familiarizing the provisions of the Bluebook and Greenbook and others.

"Doing these simple yet meaningful activities would help the Agency to move forward," Divinagracia said.

On the presentation of FPA 2019 budget, Alma Apduhan, Budget Officer, shared that FPA's budget for 2019 is PhP 213.7M which is 60% higher than the budget in 2018.

The increase is attributed to the following approved budget allocations: Magna Carta benefits for S&T workers (laboratory personnel), capability program of FPA employees as part of the Learning and Development Program, operating expenses for the attainment of ISO 9001: 2015 certification, replacement of office equipment, upgrading of ICT equipment, and the construction of the six story building for the FPA laboratory.



Prior to the presentation of budget proposals and targets by FPA offices, Ms. Apduhan discussed the guidelines in preparing the FY 2020 Budget proposal.

During the dialogue with FPA Director, the following concerns were raised: the creation of FPA counterpart office in ARMM; utilization of approved 2020 budget if it could be disbursed within the time-frame; follow-up on the request for lot area from DA by FU IV with the documents submitted already; and, the coordination with the LGU for the opening a landfill for the disposal of used f/p containers by FU VIII.

On the last day of the activity, the participants had a field exposure at the Cyberth Philippines Inc. and BAYER CropScience Inc. The activity aimed to enable the participants gain new knowledge from the companies' product stewardship programs, and their best practices in f/p product research and development.

Cyberth Philippines Inc. is a company engaged in the trading of crop protection chemicals having 30 registered products with FPA.

On the other hand, the BAYER CropScience Inc. is one of the core businesses of Bayer Inc. focusing on the development of innovative technologies to help farmers and promote sustainable agriculture.

MID YEAR PERFORMANCE REVIEW

The Mid-year performance review was held at the Mambukal Mountain Resort, Brgy. Murcia Negros Occidental on August 7-9, 2019. The activity aimed to evaluate the financial and physical performance of FPA for the First Semester, and to develop catch-up plans for unaccomplished physical targets and underutilized budgets.

In his welcome remarks, Executive Director Wilfredo Roldan, advised each region to ponder of what they have accomplished for the first semester, and to internalize what is going to happen for the second semester.

He suggested that the regional offices should do posting of aide-memoire to remind them of their daily, monthly





and quarterly targets and accomplishments. This will also facilitate their timely submission of reports and financial claims, processing of documents, and will serve as their operational guide.

Director Roldan also relayed the agency's target for ISO 9001: 2018 certification which enable FPA to provide the public with what they expect from their government, and to helping the agricultural sector through FPA's regulatory services. Likewise, he reiterated the New DA Secretary William Dar's eight paradigms to improve Philippine Agriculture. One of these include the improvement of food security, and to doubling the income of farmers for the next 3-5 years.

Finally, he said that the best thing to do is to translate the organizational mandate into performance.

The final day of the activity included field visits at the Agricrops Industries, Inc. and Roxol Bioenergy Corporation for the observance of the re-use of wastewater from distillery slops, and at the Quiet Place Farm for the knowledge-sharing on the application of drones for pesticides.

YEAR END PERFORMANCE REVIEW

To evaluate the agency's accomplishments for the FY 2019 and to set up plans for FY 2020, the Planning, Management and and Information Division (PMID) facilitated the conduct of Year-End National Conference held at the FPA Central Office Function Hall on December 2-4, 2019.

The activity kicked-off through the presentation of the Salient Features of Revised Fertilizer Regulatory Policies and Implementing Guidelines by FRD Chief Julieta Lansangan, and of the Pesticide Regulatory Policies and Implementing Guidelines by Deputy Executive Director for Pesticide Eric Divinagracia, and the discussion of the Revised Citizen's Charter by FOCU Supervising Agriculturist Suzettie Alcaide.

The next day, Elizabeth Ramiro, FAD Chief, together with OIC-Budget Officer Genalyn Guardiano, presented the



Financial Performance Review and Presentation of the FY 2020 Budget Based on NEP.

Afterwards, all the FPA Regional Offices presented their Physical Performance Review covering January to November 2019.

On the third day, a field inspection training course and a knowledge sharing with the industry was organized to enable the FPA Regional and Provincial Officers to update their knowledge on the emerging practices for pesticide management.

A discussion on the pesticide regulatory practices in the State of California, United States, was delivered by Alexander Lagman, an environmental scientist from the Department of Pesticide Regulation, Central Regional Office of Clovis, California.

Other lectures included Pesticide Residues, Toxicology and Maximum Residue Limits by Eric John Cruz, a licensed chemist and Head of Pesticide Management Division of the National Crop Protection Center – University of the Philippines Los Baños, Occupational Health and Safety by FPA Evaluator Dr. Wernher Bautista, and Product Stewardship Program by Joel Rosario of CropLife.

On the last day, the FPA employees have undergone orientation on the Implementing Rules and Regulations of RA 11032 otherwise known as Ease on Doing Business and Efficient Government Service Delivery (EODB-EGSD) with ARTA Representative Jaifreed Cabangal who served as the resource person. He shared about the prescribed processing time of government services, automatic approval, reengineering of systems and procedures, accountability of heads of offices/agencies, citizen's charter, and the penalties under the act.

In the afternoon, a lecture on Basic Photography and Social Media Management was facilitated by the Information Unit to capacitate the FUs in properly documenting their field activities, and observing effective content sharing online.



FPA HONORS EXEMPLARY EMPLOYEES, TOP PERFORMING OFFICES DURING PRAISE AWARDS

The Fertilizer and Pesticide Authority recognized the efforts of its different offices, both from the Central and Regional Office, for their invaluable contribution in the fulfillment of FPA's mandate and to the implementation of the Ease of Doing Business and Government Service Delivery Act during the Program on Awards and Incentives for Service Excellence (PRAISE) held on 6 February 2020 at the FPA Central Office.

The activity is pursuant to Civil Service Commission (CSC) Memo Circular No. 1 series of 2001 which seeks to provide monetary and non monetary awards and incentives to recognize, acknowledge, and reward productive, creative, innovative and ethical behaviour of employees through formal and informal mode.

Group Awardees

- Highest Budget Utilization among the Offices in the Central Office- Finance and Administrative Division
- Highest Budget Utilization among Field Units- FPA Field Unit VI
- Most Compliant Division in the Submission of Reportorial Requirements- Laboratory Services Division
- Most Compliant Field Unit in the Submission of Reportorial Requirements- FPA Field Unit VI
- Highest Percentage of Attendance during Flag Raising Ceremonies- Laboratory Services Division
- Gawad #FPAJournal- Field Unit II
- Best Presenter- FPA Field Unit VII

Individual Awardee

- Gawad Huwaran- Angelo S. Bugarin

The Highest Budget Utilization Award honors office with the highest budget utilization rate which demonstrates the capacity of their Division/Office to disburse allocated funds and implement plans programs and projects in a timely manner.

The Most Compliant Division/Field Unit Award recognizes offices for the timely and accurate submission of reportorial requirements with complete attachments, which greatly contributed in fast-tracking office transactions and operations.

The Highest Percentage of Attendance during Flag Raising Ceremonies recognizes the Division in the Central Office with the highest number of personnel who regularly attends the flag raising ceremony. This is in compliance to the CSC MC No. 19 series of 2012 (Observance of Flag Raising Ceremonies).

The Gawad #FPAJournal is given to the most active Field Unit in the promotion of FPA's programs, services and activities through social media platforms.

The Best Presenter Award is given to the office who showcased excellent presentation of their targets, accomplishments and budget justifications, through accurate presentation of data, clarity of explanation and observance of the time allotment for presentations, during the conduct of Annual Planning Workshops.



The Gawad Huwaran recognizes employees for their unwavering commitment, dedication and leadership exemplified as officer and member of the different Committees in the agency.

In the same manner, the FPA had earlier conducted a preliminary award ceremony during the Mid Year Planning. The following FUs were recognized when they performed better among other regions: FPA Field Unit X for the Highest Budget Utilization Rate, FPA Field Unit V for the Most Compliant Region in the Submission of Financial Claims, and FPA Field Unit II for the Most Compliant Region in the Submission of Reportorial Requirements.

Executive Wilfredo Roldan said that the awards ceremony is a way of boosting the morale and dedication of every FPA personnel which is timely with the target for 'agency-wide' ISO certification for FPA.

The awardees received plaque of recognition, certificates and gift items which was handed over by Executive Director Wilfredo Roldan together with Deputy Executive Director for Fertilizer and Pesticide Eric Divinagracia and former Acting Deputy Director for Fertilizer Antonio Cruz Jr.



FPA KEEPS PACE WITH AGRICULTURE'S GLOBAL CHALLENGES IN ITS 42ND FOUNDATION ANNIVERSARY

Bearing the theme: '42 years of continually improving regulatory services to keep pace with agriculture's global challenges,' FPA celebrated its 42nd foundation anniversary at the FPA Central Office Auditorium on May 30, 2019.

In his opening remarks, Executive Director Wilfredo Roldan recognized the valuable contribution of FPA employees towards the realization of the Agency's mandate.

He added that organizational change begins when people started to change their values and characters.

"We can succeed in serving the agriculture industry and feed the Filipinos for the next 5-10 years with the guidance and assistance of our stakeholders-the farmers, industry stakeholders, academe and employees," Roldan concluded.

Loyalty Service Awardees recognized

FPA employees who have rendered more than ten years of service in the Agency have been recognized during the program. They have been given Plaques/Certificates and tokens such as Service Ring and Wrist Watch.

This is pursuant to the provisions of the Revised Policies on the Grant of Loyalty Award as per CSC Memorandum Circular No. 06, series of 2012 and

Rule V under RA No. 6713 or the Code of Conduct and Ethical Standards for Public Officials and Employees.

20-25 years

- Alma T. Aphudan
- Digna M. De Leon
- William P. Gante
- Joseph Andre John O. Martinez
- Danilo S. Negre
- Jose T. Tabsing

30, 35 and 40 years

- Lourdes R. Conde
- Nancy Y. Dumlaog
- Henry M. Fronda
- Leticia R. Hernandez
- Jelmo M. More
- Jacqueline M. Romualdez
- Donardo C. Javier
- Amelia P. Urquia
- Nelia R. Samson
- Gabriel S. Evangelista
- Bella Fe D. Carmona

Also, a plaque of recognition has been given to the following employees who retired during the year 2018:

- Lilia S. Latumbo
- Balao Y. Vincente




FPA WELCOMES NEW EMPLOYEES

The Finance and Administrative Division (FAD) provides the core of FPA's operational services requirements involving human resource management, budget, financial accounting management and general services. FAD is also tasked to effectively provide the critical support system for the aforementioned operational, financial and administrative requirements.

Under the HR Section, 9 new appointments have been processed and issued for the period. It includes two original appointments and 7 promotions.

The newly appointed employees are the following:

NAME	POSITION
Jesson A. Garcia	Agriculturist I, FRD
Ivan P. Layag	Administrative Officer V, PMID
Jorelyn D. Mendoza	Administrative Officer II, FAD
Ronalyn R. Mayuga	Administrative Assistant I, PRD
Jinny Louie T. Ale	Supervising Agriculturist, FPA XII
Zandrally R. Joven	Administrative Officer IV, FAD
Raymond C. Alfor	Agriculturist II, FPA VI
Joseph Andre John O. Martinez	Supervising Agriculturist, FPA I
Donardo C. Javier	Supervising Agriculturist, FPA V





FIVE ASSOCIATIONS SIGN MOU WITH FPA FOR ARCO, CPA AND RESEARCHERS TRAININGS



STAKEHOLDER ENGAGEMENT AND PARTNERSHIPS

Five associations signed a Memorandum of Understanding (MOU) with FPA for the conduct of education, training and motivation programs for agricultural Certified Pesticide Applicators (CPA), Responsible Care Officers (ARCO) and Fertilizer and Pesticide Researchers, on April 16.

The Philippine Association of Certified Pesticide Applicators (PACPA), PMCP Foundation Inc., the Philippine Association of Entomologists, Inc. (PAE), and the Philippine Association of Professional Fumigators, Inc. (PAPFI) renewed their contract. In addition to the list, a new partner training association, the Kapisanan ng mga Pest Control Operators sa Pilipinas, Inc. (KAPESCOPI), was welcomed by FPA.

The MOU delineates the shared responsibility for training management between the two interested parties.

FPA will monitor the proceedings of the training course; administer the examination for Certification/Accreditation, and provide the basic training requirements in the form of guidelines and parameters for the training course.

On the other hand, the training associations have the responsibility to manage over the training course; provide resource persons as required in the program; evaluate the applicants using the eligibility criteria set forth by the FPA; provide the needed materials, manuals and supplies, including certificates and other paraphernalia needs in the training program; and, collect reasonable fees to defray the cost of food, material, resource speakers, management, etc.

Further, they should evaluate the participants' qualification based on the criteria set forth by FPA; and submit to FPA a training report which shall include the following: program, resource speakers and financial report a week after the training has been conducted.

The training associations have been tapped given their technical and management capabilities to conduct training and symposium. They shall provide FPA with the necessary training support services in its accreditation activities.

"Go beyond your purpose of doing business by serving the public and the agricultural sector. Your business must have more meaning," advised Executive Director Wilfredo Roldan during the MOU Program Signing.



FPA HOSTS THE 4TH MEETING OF NALECC-SCFAEC

FPA hosted the conduct of 4th meeting of the National Law Enforcement Cooperation Committee Sub-Committee on Firearms, Ammunition, and Explosives Control (NALECC-SCFAEC) on June 28, 2019.

One of the agenda was the discussion on the importation of Nitrate, users of Nitrate, and the role of FPA in monitoring Nitrate with Julieta B. Lansangan, Chief of the Fertilizer Regulations Division (FRD) who served as the resource person.



KOREAN DELEGATES VISITS FPA

Korean delegates composed of fertilizer and pesticide industry players and representatives from the Korean government visited FPA on June 27, 2019. The Korean visitors consulted the Agency on the requirements for the registration of fertilizer and pesticide products and the feasibility of marketing Korean f/p products in the country. Another agenda discussed during the meeting is promoting cooperation for the development of eco-friendly farming materials between Philippines and Korea.



FPA HOLDS DIALOGUE WITH PESTICIDE STAKEHOLDERS

On February 20, the stakeholders, particularly CropLife Philippines and the Crop Protection Association of the Philippines (CPAP) proposed the integration of the Mode of Action (MoA) Labelling Guidance by Croplife in the revision of regulatory policies and implementing guidelines for pesticide (Greenbook).

Croplife said that the MoA Labelling Guidance is responsive to the need to avoid the development of pest resistance due to farmer's repetitive application of pesticides with the same MoA. MoA refers to the way pesticide works given their type, chemical ingredient and level of toxicity.

"The inclusion of MoA labelling in product labels would make it easy for the dealers and farmers to be guided in diversifying the pesticides they will use. MoA labels allow them to identify the type of pesticide they are buying and the level of toxicity indicated through assigned coding or numeric groups in the pesticide labels," explained Croplife.

Executive Director Wilfredo Roldan responded that FPA will study their proposal. Once it is done, the agency shall prepare the necessary guidelines and integrate them in the Greenbook. He advised industry stakeholders to take the lead in promoting such action, for the meantime.

Other items discussed included updates on the revision of the Greenbook, actions on the call to transfer household pesticide regulation to FPA, and clarifications in some of the provisions of the PIP guidelines.





ONLINE PLATFORM FOR PROMOTION OF GAD IN FPA LAUNCHED



ADVOCACY AND PUBLIC ENGAGEMENT

To provide a portal for sharing information on mainstreaming gender and development within the Agency, members of the FPA Gender and Development Committee spearheaded the launching of the online GAD Corner on May 30, 2019 at the FPA Function Hall. Executive Director Wilfredo Roldan and Acting Deputy Director for Fertilizer Antonio Cruz led the unveiling ceremony.

The online platform or the Focal Point System (GFPS) features FPA's collection of GAD knowledge materials and its related programs, projects, and activities.

Its establishment complies with Executive Order No. 273, directing all government agencies to institutionalize a mechanism of ensuring the full implementation of the policies, strategies, programs and projects outlined in the Philippine Plan for Gender-Responsive Development. It also is in consonance with Joint Memorandum Circular No. 2013-01 approving the Implementing Rules and Regulations on the Localization of the Magna Carta of Women.

Accordingly, the online platform will enable the public to be familiar with the efforts of FPA in advancing gender awareness within the agency. It will also serve as a knowledge exchange center where best practices and experiences on gender-related advocacies and programs can be shown to reinforce public consciousness towards gender equity.

The public may visit the site at <http://fpa.da.gov.ph/gadcorner/index.html>



FPA GAD FACILITATES SEMINAR ON VAWC

A lecture-discussion on Ending Violence Against Women and Children (VAWC) was facilitated by the Gender and Development Committee (FPA-GAD) during the last day of the Pesticide Management Training on November 6, 2019 held at the ATI Messhall Function Hall, Elliptical Road, Diliman, Quezon City.

Josephine Parilla, a private sector representative of PATAMABA-WISE, served as the resource person and focused her discussion on the "Anti-Violence against Women and their Children Act of 2004".

"Violence against women is perhaps the most shameful human rights violation and it knows no boundaries. Women of all races are about equally vulnerable to violence by an intimate partner," Parilla said.

She added that women and the public should seek assistance from the Women and Children Desk of the Philippine National Police (PNP) to report cases of abuse.

The training was attended by FPA employees both from the regional and Central Office.



FPA CELEBRATES WOMEN'S MONTH CELEBRATION

The FPA continues to participate in the annual observance of the Women's Month every March. Various activities have been continuously held to promote gender sensitivity, and women empowerment in the workplace.

FPA employees availed of the free services and giveaway items by participating private partners during the Serbisyo Para kay Juana on March 8. Held on March 4, a film showing festival dubbed 'CineJuana' showcased the power of women to make change in society. Finally, a Women's Month Zumba was organized, enabling employees to appreciate a healthy-lifestyle. This was held on Fridays during the month-long event.



FPA JOINS CELEBRATION OF WORLD FOOD DAY, FOOD SAFETY, RICE AWARENESS

The Fertilizer and Pesticide Authority continues to participate in the yearly celebration of Food Safety, World Food, and the National Rice Awareness Month together with the other bureaus, agencies, and GOCCs attached to the Department of Agriculture (DA).

On 14-13 October 2019, the agency participated in the World Food Day celebration focusing on call for a stronger, global, national, and multi-sectoral effort to fight hunger and malnutrition and feed the planet in a sustainable way, and that agriculture has a unique and critical role in improving the world's nutritional status. The theme is 'Our actions are our future. Healthy diets for a #ZeroHunger world.'

On the following week, the agency joined the observance of food safety together with other members of the Food Safety Committee through the conduct of information drive showcasing related programs and activities in promoting the food safety campaign.

Finally, FPA joined the kick-off ceremony of the National Rice Awareness Month (NRAM) led by the Department of Agriculture (DA) and the Philippine Rice Research Institute on November 4, 2019 at the National Science Complex of the University of the Philippines, Diliman, Quezon City.

The activity is in support to the Filipino rice farmers and their efforts in producing the most important staple crop in the country.

Attending the event was Secretary William Dar who urged the participants to support Filipino rice farmers and vowed to educate more consumers, stakeholders and policymakers to patronize and promote the consumption of locally grown rice.





FPA SUPPORTS MANILA BAY REHABILITATION PROJECT

The Fertilizer and Pesticide Authority (FPA) through the Fertilizer Regulations Division continues to conduct information campaign and water quality monitoring activities in support to the Manila Bay Rehabilitation Project.

For the period, the FRD focused its operations in the towns of Pilar and Balanga in Bataan and in the towns of Calamba, Cabuyao and Pakil in the Province of Laguna. It is in these areas where the Talisay River, Masuaje River,

Cabuyao River, San Juan River, and Malaking Ilog runs through and exits to the Manila Bay as the catch basin.

A total of seven information, education and communication (IEC) activities for the farmers and 12 water sample collection were conducted. The water quality monitoring is being facilitated before and after the conduct of information dissemination on the safe and judicious use of fertilizer and pesticide.

Water samples collected were monitored with the following water quality parameters: nitrate, phosphate, zinc, nickel, chromium, copper, lead and pH. Accordingly, water quality can be also affected by other factors that goes beyond use of commercial fertilizer and pesticides like spills from industrial establishments and residential sewages.

The FRD said that the efforts in the information drive to the farmers and the implementation of proper local waste disposal are both essential in providing a scientific basis for improving the water quality or maintaining the current condition of all connected rivers and waterways of the Manila Bay.

Since the launch of the project in 2011, different government agencies involved in the project work collaboratively in an effort to rehabilitate, restore and conserve the Manila Bay. It is being spearheaded by the Department of Environment and Natural Resources (DENR) and the Metro Manila Development Authority (MMDA).



ANNEX I: FINANCIAL HIGHLIGHTS

FERTILIZER AND PESTICIDE AUTHORITY FUND UTILIZATION FY 2019

		TOTAL BUDGET ALLOCATION (CURRENT AND CONTINUING)	TOTAL OBLIGATED	OBLIGATION RATE	DISBURSEMENT	DISBURSEMENT RATE
GASS		126,187	124,916	98.99%	62,172	49.77%
QCI		69,817	67,093	96.10%	64,468	96.09%
RL		28,475	27,639	97.06%	26,562	96.10%
TOTAL		224,479	219,648	97.85%	153,202	69.75%
	PS	101,517	100,813	99.31%	98,435	97.64%
	MOOE	51,720	49,686	96.07%	46,588	93.76%
	CO	71,242	69,149	97.06%	8,179	11.83%

I. Budget Releases

The total budget releases for the year 2019 was P224.479 million which is broken down as follows: P126.187 million for General Administration and Support Service, P69.817 million for Quality Control and Inspection and P28.475 million for Registration and Licensing. Moreover, the Personnel Services (PS) has been allocated with P101.517 million while Maintenance and Other Operating Expenses (MOOE) and Capital Outlay (CO) have been allocated with P51.720 million and P71.242 million, respectively.

II. Fund Utilization

The agency has utilized 97.85% or P219,648 million of its total budget. Personnel Services has a utilization rate of 99.31% while MOOE and CO have utilization rates of 96.07% and 97.06%, respectively. For the agency's various programs, projects and activities, the rate of fund utilization are as follows: General Administration and Support (GAS)- 98.99%; Operations (which includes Quality Control and Inspection)- 96.10%; and Registration and Licensing- 97.85%.

FERTILIZER AND PESTICIDE AUTHORITY
STATEMENT OF CASH FLOWS
ALL FUNDS
FOR THE YEAR ENDED DECEMBER 31, 2019
(in Philippine Peso)

	Note	2019	2018
Cash Flows From Operating Activities			
Cash Inflows			
Receipt of Notice of Cash Allocation	24	224,994,486.00	175,156,374.00
Collection of Income/Revenues	25	80,521,345.00	79,793,420.00
Collection of Receivables	27	11,147.30	167.50
Trust Receipts	26	95,119.48	473,934.64
Other Receipts	27	283,407.68	131,563.11
Adjustments	28	2,043,615.48	2,929,380.39
Total Cash Inflows		307,949,120.94	258,484,839.64
Cash Outflows			
		-	
Remittance to National Treasury	29	80,344,259.46	83,158,413.70
Payment of Expenses	30	126,347,393.95	114,606,845.00
Purchase of Inventories	31	362,396.07	1,270,354.43
Grant of Cash Advances	32	7,637,969.79	1,596,579.61
Prepayments	33	4,275,136.74	-
Payment of guaranty deposits	34	3,658.67	18,000.00
Remittance of Personnel Benefit Contributions and Mandatory Deductions	35	19,244,441.72	20,614,038.31
Release of Inter-Agency Fund Transfers	37	-	4,500,000.00
Other Disbursements	38	-	51,693.99
Reversal of Unutilized NCA	36	65,522,304.60	22,924,862.12
Adjustments	38	479,689.26	1,432,546.20
Total Cash Outflows		304,217,250.26	250,173,333.36
Net Cash Provided by (Used in) Operating Activities		3,731,870.68	8,311,506.28

	<u>Note</u>	<u>2019</u>	<u>2018</u>
Cash Flows from Investing Activities			
Cash Outflows			
Purchase/Construction of Property, Plant and Equipment	39	3,143,967.60	10,923,193.87
Total Cash Outflows		<u>3,143,967.60</u>	<u>10,923,193.87</u>
Net Cash Provided by (Used in) Investing Activities		<u>(3,143,967.60)</u>	<u>(10,923,193.87)</u>
Increase (Decrease) in Cash and Cash Equivalents		587,903.08	(2,611,687.59)
Cash and Cash Equivalents, January 1		<u>94,932.02</u>	<u>2,706,619.61</u>
Cash and Cash Equivalents, December 31		<u>682,835.10</u>	<u>94,932.02</u>

FERTILIZER AND PESTICIDE AUTHORITY
STATEMENT OF CHANGES IN NET ASSETS/EQUITY
FOR THE YEAR ENDED DECEMBER 31, 2019
(in Philippine Peso)

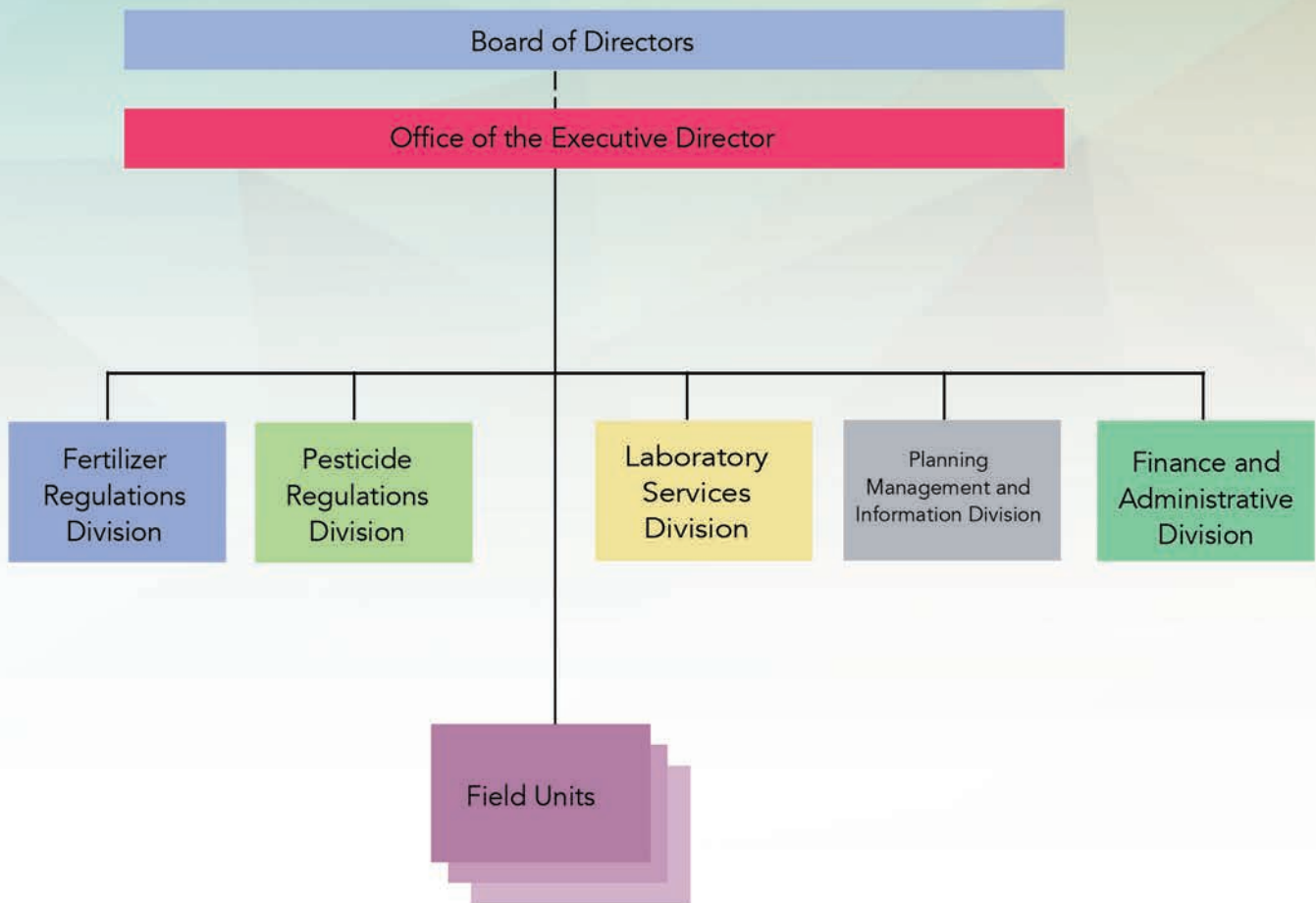
	<u>Note</u>	<u>2019</u>	<u>2018</u>
Balance at January 1, 2019		98,097,323.65	95,921,565.04
Add/(Deduct):			
Changes in accounting policy		-	-
Prior period errors		-	-
Other adjustments		-	-
Restated balance		<u>98,097,323.65</u>	<u>95,921,565.04</u>
Add/(Deduct):			
Changes in Net Assets/Equity for the Calendar Year			
Surplus/(Deficit) for the period		85,690,272.03	84,645,036.07
Adjustment of net revenue recognized directly in net assets/equity	22	<u>(80,344,259.46)</u>	<u>(82,469,277.46)</u>
Balance at December 31, 2019		<u>103,443,336.22</u>	<u>98,097,323.65</u>

FERTILIZER AND PESTICIDE AUTHORITY
STATEMENT OF FINANCIAL PERFORMANCE
FOR THE YEAR ENDED DECEMBER 31, 2019
(In Philippine Peso)

	Note	2019	2018
Revenue			
Service and Business Income	16	80,521,345.00	79,793,420.00
Shares, Grants and Donations		44,000.00	
Total Revenue		80,565,345.00	79,793,420.00
Less: Current Operating Expenses			
Personnel Services	17	101,284,181.19	97,096,623.85
Maintenance and Other Operating Expenses	18	49,171,604.45	46,637,433.94
Non-Cash Expenses	19	13,222,494.28	11,749,840.94
Total Current Operating Expenses		163,678,279.92	155,483,898.73
Surplus/(Deficit) from Current Operations		(83,112,934.92)	(75,690,478.73)
Net Financial Assistance/Subsidy	23	168,933,034.09	160,368,215.29
Gains	20	54,553.24	8,378.54
Losses	21	(184,380.38)	(41,079.03)
Surplus/(Deficit) for the period		85,690,272.03	84,645,036.07

Fertilizer and Pesticide Authority

ORGANIZATIONAL STRUCTURE



Fertilizer and Pesticide Authority

MANAGEMENT COMMITTEE



WILREDO C. ROLDAN
Executive Director



ERIC C. DIVINAGRACIA
Deputy Executive Director
for Pesticide



ANTONIO G. CRUZ
Acting Deputy Executive
Director for Fertilizer



JULIETA B. LANSANGAN
Chief, Fertilizer Regulations Division



JACQUELINE M. ROMUALDEZ
OIC, Pesticide Regulations Division



JEROLET C. SAHAGUN
Chief, Laboratory Services Division



DIGNA M. DE LEON
Chief, Planning, Management and
Information Division



ELIZABETH T. RAMIRO
Chief, Finance and Administrative
Division



SUZETTIE M. ALCAIDE
Supervising Agriculturist/
National Coordinator (NCR)

REGIONAL OFFICERS



REY C. SEGISMUNDO
Regional Officer, FPA CAR



**JOSEPH ANDRE JOHN
O. MARTINEZ**
Regional Officer, FPA Region I



HENRY M. FRONDA
Regional Officer, FPA Region II



**ROMEO VAL R.
SUGUITAN JR.**
OIC, FPA Region III



LETICIA R. HERNANDEZ
Regional Officer, FPA Region IV



DONARDO C. JAVIER
Regional Officer, FPA Region V



RONE L. SANGATANAN
Regional Officer, FPA Region VI



ARNULFO L. ARAUSA JR.
Regional Officer, FPA Region VII



**FRANCIS SALVADOR R.
COSTAS**
Regional Officer, FPA Region VIII



ALEX S. PAALISBO
Regional Officer, FPA Region IX



MA. SONIA C. CALLEJA
Regional Officer, FPA Region X



JINNY LOUIE T. ALE
Regional Officer, FPA Region XI



ALITA C. BORNEA
Regional Officer, FPA Region XII



DANILO S. NEGRE
Regional Officer, FPA CARAGA



DADTUNGAN B. RADZAK
Deputized Regional Officer
FPA BARRM

ANNEX V: AVERAGE RETAIL PRICE OF FERTILIZERS (SIX MAJOR GRADES, YEARS 2000-2019)

Urea(46-0-0) Average Retail Price by Month , 2000-2019 (Pesos/50 kg. bag)

Year	Jan	Feb	Mar	Apr	May	Jun	Jul	Aug	Sep	Oct	Nov	Dec	Average
2000	309.29	315.23	319.98	316.41	338.2	365.26	390.3	392.29	388.14	400.78	420.38	428.84	365.43
2001	448.34	454.69	497.11	444.45	443.5	426.02	426.22	427.13	416.05	433.06	435.88	427.34	439.98
2002	435.81	435.6	430.98	426.35	418.16	413.35	391.25	414.17	423.79	431.87	430.32	441.62	424.44
2003	462.24	490.45	569.82	576.75	553.99	549.87	544.24	542.12	550.39	574.14	587.54	610	550.96
2004	645.93	643.47	656.96	661.28	657.5	665.59	761.13	799.49	823.23	862.59	859.81	864.03	741.75
2005	841.89	827.5	839.24	948.06	968.63	950.5	937.71	911.82	901.31	879.77	887.35	879.04	897.74
2006	884.51	882.58	883.77	910.38	925.13	926.89	913.23	901.55	897.39	887.32	891.75	882.94	898.95
2007	901.1	913.32	972.03	976.39	987.59	982.63	983.1	972.63	948.55	952.52	963.54	979.56	961.08
2008	1,036.65	1,052.15	1,087.77	1,206.18	1,704.99	1,797.58	1,870.96	1,921.37	1,958.95	1,888.36	1,654.62	1,437.54	1,551.43
2009	1,203.65	1,109.33	1,120.70	1,004.36	988.3	959.38	903.82	900.81	902.53	852.69	857.34	907.61	975.88
2010	947.83	971.78	982.58	968.46	968	946.51	923.13	896.26	895.09	927.79	953.29	1,000.95	948.47
2011	1,030.44	1,036.19	1,050.60	1,076.44	1,084.29	1,147.84	1,237.15	1,274.65	1,299.74	1,332.68	1,332.70	1,324.74	1,185.62
2012	1,311.83	1,282.07	1,275.26	1,261.64	1,300.24	1,291.10	1,299.07	1,282.73	1,330.34	1,261.14	1,246.57	1,242.59	1,282.05
2013	1,206.63	1,219.70	1,210.17	1,192.70	1,181.81	1,171.21	1,156.08	1,115.74	1,085.81	1,059.97	1,021.99	1,053.72	1,139.63
2014	1,051.70	1,072.75	1,081.70	1,088.98	1,072.67	1,068.26	1,048.70	1,038.00	1,041.01	1,044.44	1,047.37	1,043.59	1,058.26
2015	1,027.96	1,027.44	1,022.03	1,002.78	1,027.98	1,007.09	981.53	n.a.	n.a.	n.a.	n.a.	n.a.	1,013.83
2016	991.71	981.79	974.07	960.45	948.16	938.75	910.60	889.72	880.84	863.37	857.47	846.35	926.99
2017	876.04	893.74	900.94	900.94	919.60	886.83	890.45	867.92	887.68	898.14	927.71	952.49	896.35
2018	951.64	971.1	979.12	996.09	994.43	990.16	988.07	1031.09	1050.05	1074.07	1119.25	1144.29	1024.11
2019	1166.22	1161.58	1158.64	1158.64	1132.79	1132.79	1117.24	1117.24	1109.67	1102.62	1097.25	1097.08	1127.53

AMMONIUM SULPHATE (21-0-0) Average Retail Price by Month , 2000-2019 (Pesos/50 kg. bag)

Year	Jan	Feb	Mar	Apr	May	Jun	Jul	Aug	Sep	Oct	Nov	Dec	Average
2000	217.8	219.27	223.29	223.7	225.16	228	232.7	233.76	246.23	238.07	246.36	248.07	231.87
2001	263.45	256.03	248.94	251.77	254.82	257.86	276.48	289.86	290.91	290.11	296.61	290.04	272.24
2002	299.53	298.92	295.4	291.87	288.4	297.42	306.72	290.99	291.45	300.9	286.77	313.32	296.81
2003	289.46	283.58	303.47	299.16	311.19	305.64	308.17	306.56	313.79	329.65	347.13	394.86	316.06
2004	445.07	439.97	446.52	472.93	459.71	468.2	518.67	543.72	530.58	521.03	513.93	518.53	489.91
2005	531.52	508.53	508.41	566.5	558.4	538.16	533.8	526.49	511.99	501.17	496.3	490.41	522.64
2006	492.2	490.71	500.66	465.02	472.28	466.07	481.93	490.79	464.1	426.77	487.51	454.62	474.39
2007	455.59	492.75	520.85	500.63	535.21	553.5	583.57	572.08	563.99	557.57	571.74	593.91	541.78
2008	725.94	755.6	812.1	830.81	937.35	993.8	1,026.69	1,051.50	1,065.44	1,021.63	928.23	864.63	917.81
2009	709.03	617.49	665.96	578.01	587.09	560.52	520.33	530.5	513.9	491.46	487.48	588.98	570.9
2010	502.3	522.76	533.51	519.7	524.4	515.56	497.69	480.39	517.95	490.53	503.58	538.91	512.27
2011	555.86	579.78	549.68	631.05	626.5	655.63	690.85	707.69	719.25	732.39	738.07	739.62	660.53
2012	746.46	741.61	744.98	748.94	753.89	763.54	767.73	768.18	769.23	770.08	764.81	762.28	758.48
2013	751.3	739.36	738.99	741.5	673.91	698.49	709.08	687.22	667.89	646.58	640.31	640.46	694.59
2014	617.66	609.1	614.19	603.78	606.88	589.84	578.3	567.61	587.72	573.09	579.13	578.98	592.19
2015	639.49	575.59	560.93	542.94	555.79	557.67	546.11	n.a.	n.a.	n.a.	n.a.	n.a.	568.36
2016	561.95	576.00	574.02	553.12	573.00	541.13	531.72	520.98	523.03	591.44	522.82	515.89	551.75
2017	516.89	525.99	530.61	530.61	547.21	539.10	552.42	553.65	542.85	540.23	516.51	547.79	531.73
2018	552.14	547.97	553.03	565.48	562.25	563.96	567.86	574.51	591.05	594.1	600.03	609.83	573.52
2019	611.21	614.64	615.29	609.04	605.57	606.06	604.26	602.78	606.43	607.03	608.29	604.94	607.96

N-P-K (14-14-14) Average Retail Price by Month , 2000-2019 (Pesos/50 kg. bag)

Year	Jan	Feb	Mar	Apr	May	Jun	Jul	Aug	Sep	Oct	Nov	Dec	Average
2000	401.67	396.34	396.88	392.87	394.39	401.36	407.28	400.86	402.85	406.97	414.7	416.47	402.72
2001	421.68	420.04	417.67	417.22	422.69	422.36	449.45	427.84	424.41	433.7	436	429.38	426.87
2002	435.14	440.1	453.42	466.73	429.62	430.5	425.94	426.68	428.63	433.28	424.56	435.22	435.82
2003	440.1	443.65	464.82	468.04	468.53	470.56	475.31	479.15	487.82	494.97	503.07	523.93	476.66
2004	568.05	563.03	589.03	634.93	629.71	669.64	681.22	708.38	718.62	724.54	713.32	717.29	659.81
2005	723.62	714.86	741.21	760.51	773.77	797.96	792.8	792.77	787.88	782.58	773.28	767.12	767.36
2006	759.54	753.32	728.04	741.41	744.12	753.26	754.36	730.77	755.6	757.25	731.38	745.47	746.21
2007	740.44	749.53	746.14	752.88	781.88	805.27	820.09	817.72	820.93	828.78	829.17	863.92	796.4
2008	1,013.04	1,128.88	1,401.97	1,530.08	1,862.04	1,921.21	1,935.33	1,945.34	1,913.80	1,935.87	1,797.30	1,675.16	1,671.67
2009	1,441.08	1,298.31	1,295.35	1,203.23	1,190.23	1,179.05	1,168.41	1,161.58	1,125.80	1,089.35	1,083.08	1,082.13	1,193.13
2010	1,089.71	1,103.27	1,100.43	1,088.73	1,088.81	1,079.58	1,061.10	1,036.22	1,022.20	1,027.69	1,027.71	1,096.02	1,068.46
2011	1,083.97	1,089.18	1,027.18	1,120.71	1,155.31	1,156.29	1,177.94	1,214.15	1,209.77	1,237.35	1,246.28	1,262.89	1,165.09
2012	1,260.56	1,245.88	1,250.17	1,250.71	1,244.94	1,258.82	1,258.25	1,258.78	1,257.27	1,253.47	1,242.30	1,239.36	1,251.71
2013	1,223.96	1,235.99	1,228.88	1,232.35	1,228.57	1,219.85	1,217.39	1,203.35	1,183.50	1,185.20	1,176.61	1,178.11	1,209.48
2014	1,179.86	1,174.39	1,175.74	1,178.42	1,171.84	1,166.01	1,158.94	1,166.87	1,159.95	1,174.08	1,171.77	1,175.34	1,171.10
2015	1,153.45	1,165.84	1,149.24	1,146.98	1,166.85	1,154.15	1,147.83	n.a.	n.a.	n.a.	n.a.	n.a.	1,154.91
2016	1148.28	1139.68	1130.16	1137.25	1134.18	1137.02	1126.49	1116.41	1110.58	1107.31	1107.46	1141.09	1126.80
2017	1084.40	1084.62	1081.71	1081.71	1091.55	1066.76	1082.3	1078.31	1,076.70	1,077.50	1,071.84	1,073.47	1081.79
2018	1075.12	1072.26	1067.3	1076.3	1079.44	1074.2	1072.28	1084.45	1089.32	1090.56	1099.67	1101.66	1081.88
2019	1112.49	1121.22	1123.34	1118.61	1115.81	1115.08	1113.15	1110.16	1103.34	1107	1106.23	1102.95	1112.45

AMMONIUM PHOSPHATE (16-20-0) Average Retail Price by Month , 2000-2019 (Pesos/50 kg. bag)

Year	Jan	Feb	Mar	Apr	May	Jun	Jul	Aug	Sep	Oct	Nov	Dec	Average
2000	390.93	390.61	391.63	385.81	387.07	403.57	402.99	408.03	404.34	408.73	403.41	409.34	398.87
2001	411.68	411.04	404.1	412.32	413.67	412.93	416.11	421.59	414.72	418.72	415.12	414.69	413.89
2002	425.01	428.43	424.2	419.96	422.16	420.62	416.25	422.39	424.14	426.33	417.63	425.36	422.71
2003	434.2	425.7	444.36	459.51	455.65	461.27	463.46	469.47	475.8	495.5	499.1	510.72	466.23
2004	544.65	540.73	564.07	616.71	608.08	631.87	666.42	676.05	684.61	697.05	686.28	699.79	634.69
2005	694.18	699.92	712.86	752.25	767.31	779	773.1	775.27	765.34	782.72	760.27	756.12	751.53
2006	749.91	741.97	740.07	728.81	727.08	716.49	723.31	758.82	733.64	744.67	728.82	718.22	734.32
2007	714.99	714.1	720.67	717.88	763.37	798.27	803.34	798.09	801.76	806.96	808.72	850.53	774.89
2008	956.02	1,107.64	1,336.98	1,488.41	1,821.49	1,874.04	1,897.12	1,904.87	1,906.83	1,874.09	1,684.40	1,566.63	1,618.21
2009	1,362.32	1,198.86	1,250.02	1,143.13	1,113.65	1,071.84	1,040.22	1,043.53	1,007.81	986.79	998.27	1,123.07	1,111.63
2010	949.53	924.85	935.1	921.9	929.72	907.96	902.74	887.92	912.44	893.28	921.63	963.9	920.91
2011	965.9	1,013.99	925.35	987.48	1,023.10	1,053.78	1,081.89	1,092.43	1,106.32	1,103.46	1,117.19	1,111.88	1,048.56
2012	1,045.07	1,104.59	1,097.23	1,115.95	1,113.68	1,098.92	1,086.11	1,090.94	1,097.79	1,094.77	1,167.83	1,088.38	1,100.11
2013	1,083.74	1,080.96	1,075.62	1,084.58	1,074.72	1,064.70	1,058.21	1,070.08	1,073.05	1,043.08	1,017.06	1,030.02	1,062.99
2014	1,011.03	1,129.90	1,024.36	1,007.11	1,001.28	991.11	991.14	999.44	999.83	999.61	998.41	993.07	1,012.19
2015	1,003.14	981.15	979.73	969.24	991.02	986.05	969.2	n.a.	n.a.	n.a.	n.a.	n.a.	982.79
2016	964.99	963.21	967.60	960.54	957.53	945.72	939.53	927.11	917.89	909.21	911.08	904.44	942.22
2017	897.64	895.42	910.60	910.60	911.48	898.85	888.08	863.11	893.82	891.12	822.33	886.68	904.10
2018	908.99	905.69	906.5	914.18	920.41	922.21	941.37	942.91	960.68	960.82	970.06	970.74	935.38
2019	976.64	988.05	989.27	988.52	985.09	987.24	993.36	993.48	995.46	994.13	990.45	988.96	989.22

MURIATE OF POTASH (0-0-60) Average Retail Price by Month , 2000-2019 (Pesos/50 kg. bag)

Year	Jan	Feb	Mar	Apr	May	Jun	Jul	Aug	Sep	Oct	Nov	Dec	Average
2000	347.98	354.89	371.01	371.52	370.7	360.92	372.06	371.75	388.72	404.32	413.82	423.1	379.23
2001	426.04	431.64	427.42	429.11	427.08	427.1	434.81	440.25	434.2	448.58	448.8	441.34	434.7
2002	457.22	464.2	461.95	459.7	458.58	452.15	438.67	451.37	453.12	473.71	470.48	484.17	460.44
2003	469.82	531.42	497.86	508.7	479.35	481.49	492.26	475.68	497.87	491.06	507.33	513.04	495.49
2004	568.83	543.19	590	637.7	636.95	659.47	684.98	716.94	717.95	732.04	728.91	740.05	663.08
2005	738.63	739.06	737.3	745.79	769.24	782.76	788.39	779.03	760.66	802.68	778.15	806.75	769.04
2006	771.24	794.22	790.29	782.97	792.45	784.45	790.72	809.9	815.14	834.29	841.03	832	803.23
2007	830.32	829.53	827.05	848.23	855.25	848.72	866.49	860.48	858.6	871.46	891.68	922.68	859.21
2008	1,102.85	1,181.87	1,291.88	1,409.05	1,687.78	1,881.68	1,895.00	1,951.54	2,029.57	2,099.31	2,058.85	1,954.51	1,711.99
2009	2,002.40	1,985.12	2,087.56	1,940.07	1,919.83	1,928.45	1,923.43	1,966.42	2,012.67	1,889.57	1,893.54	1,874.56	1,951.97
2010	1,766.47	1,741.03	1,775.17	1,752.01	1,723.70	1,695.17	1,596.78	1,601.59	1,492.26	1,496.68	1,551.00	1,594.74	1,648.88
2011	1,574.14	1,584.07	1,541.43	1,459.65	1,529.27	1,564.88	1,550.51	1,529.78	1,549.24	1,480.80	1,515.50	1,531.42	1,534.22
2012	1,526.79	1,560.57	1,487.65	1,503.14	1,483.86	1,503.48	1,501.39	1,467.22	1,534.28	1,467.73	1,452.48	1,488.20	1,498.07
2013	1,468.58	1,452.45	1,456.35	1,462.71	1,390.47	1,430.63	1,428.32	1,408.55	1,429.61	1,415.94	1,420.24	1,382.97	2,857.80
2014	1,381.79	1,366.86	1,364.72	1,343.39	1,338.16	1,438.67	1,344.03	1,311.21	1,315.50	1,323.19	1,319.60	1,321.19	1,347.36
2015	1,338.86	1,292.92	1307.42	1276.74	1287.87	1271.83	1,269.47	n.a.	n.a.	n.a.	n.a.	n.a.	1,292.16
2016	1255.18	1232.44	1224.97	1188.10	1181.62	1182.40	1186.75	1172.61	1170.36	1163.51	1153.93	1175.31	1191.99
2017	1178.44	1192.62	1177.80	1177.80	1170.12	1174.65	1268.08	1219.1	1,232.24	1,213.89	1,043.28	1,178.25	1178.57
2018	1153.2	1157.68	1159.61	1166	1165.04	1159.06	1159.56	1153.32	1161.24	1188.78	1183.66	1176.1	1165.27
2019	1189.44	1189.85	1186.71	1207.01	1198.06	1200.97	1206.89	1202.1	1217.22	1214.11	1212.03	1217.42	1203.48

DI-AMMONIUM PHOSPHATE (18-46-0) Average Retail Price by Month , 2000-2019 (Pesos/50 kg. bag)

Year	Jan	Feb	Mar	Apr	May	Jun	Jul	Aug	Sep	Oct	Nov	Dec	Average
2000	507.44	484.29	490.09	512.31	514.3	515.56	526.23	525.16	525.17	517.16	536.34	532.79	515.57
2001	544.07	556.24	546.65	547.61	558.14	541.4	529.5	556.06	561.81	552.26	562.89	568.33	552.08
2002	563.88	577.06	557.36	537.65	562.14	554.46	570.75	570.5	572.75	571.49	570.09	568.4	564.71
2003	585.38	597.17	635.3	666.25	674.04	685.62	699.72	678.02	713	681.46	746.57	724.28	673.9
2004	771.13	770.03	780.06	783.7	771.5	824.51	858.45	908.75	915.73	930.87	994.85	1,051.88	863.46
2005	1,107.81	1,206.63	1,304.33	1,269.20	1,290.89	1,400.32	1,323.00	1,311.40	1,331.21	1,350.00	1,378.00	1,293.75	1,297.21
2006	1,312.19	1,332.52	1,389.55	1,280.24	1,352.75	1,392.61	1,385.82	1,372.93	1,374.84	1,337.76	1,358.63	1,348.16	1,353.17
2007	1,321.00	1,326.50	1,346.39	1,373.03	1,335.85	1,365.15	1,408.94	1,421.24	1,466.84	1,460.33	1,462.73	1,498.98	1,398.92
2008	1,645.52	1,841.21	1,983.74	2,348.09	3,066.24	3,138.40	3,284.71	3,189.60	3,133.07	3,169.52	2,850.62	2,651.48	2,691.85
2009	2,828.25	2,702.57	2,791.65	2,196.24	2,176.38	2,256.62	2,088.39	2,012.49	2,042.82	1,972.38	1,939.90	1,879.20	2,240.57
2010	1,967.72	1,839.27	1,575.69	1,856.78	1,852.10	1,726.04	1,804.85	1,759.21	1,594.78	1,737.34	1,725.09	1,776.42	1,767.94
2011	1,818.78	1,905.08	1,932.11	1,837.21	1,835.44	1,796.34	1,767.83	1,809.99	1,738.69	1,769.39	1,768.52	1,788.59	1,814.00
2012	1,837.09	1,831.46	1,818.10	1,815.97	1,815.94	1,793.58	1,758.00	1,776.78	1,746.45	1,765.25	1,755.50	1,768.68	1,790.23
2013	1,751.24	1,738.78	1,737.25	1,695.15	1,677.40	1,711.08	1,690.21	1,795.85	1,854.31	1,831.11	1,790.24	1,781.70	1,754.53
2014	1,768.61	1,748.99	1,721.79	1,677.57	1,600.71	1,597.37	1,602.98	1,580.50	1,573.71	1,557.21	1,568.91	1,563.40	1,630.15
2015	1,590.86	1,545.43	1,579.52	1,567.48	1,487.55	1,487.55	1,535.33	n.a.	n.a.	n.a.	n.a.	n.a.	1,541.96
2016	1525.96	1478.87	1467.38	1502.88	1493.12	1477.32	1460.88	1459.37	1451.71	1455.45	1420.38	1425.34	1472.12
2017			1487.75	1487.75				1442.82	1,401.78	1,387.54	1,393.39	1,410.25	1464.34
2018	1451.42	1438.59	1464.76	1480.84	1494.47	1491.4	1503.39	1527.81	1546.54	1544.99	1575.32	1577.84	1508.11
2019	1604.06	1575.09	1568.28	1554.71	1546.02	1564.38	1573.61	1581.45	1601.44	1605.86	1605.03	1600.32	1581.69

ANNEX VI: AVERAGE RETAIL PRICE OF FERTILIZERS (PER REGION BY MONTH, FY 2019)

Region	Urea	Ammosul	Complete	Ammophos	MOP	DAP	Month	Year
REGION I	1127.5	547.5	1042.5	922.5	1257.5	0	January	2019
REGION II	1159.25	587.38	1073.17	935.58	1237.64	0	January	2019
REGION III	1114.41	548.75	1075.62	918.84	1269.46	0	January	2019
REGION IV	1221.83	671.9	1191.94	1034.33	1354.37	0	January	2019
REGION V	1221.42	664.9	1137.83	1053.73	1317.04	1562.5	January	2019
REGION VI	1105.21	597.5	1081.04	948.33	1016.25	1516.67	January	2019
REGION VII	1136.25	643.75	1153.12	1012.19	1200	1627.81	January	2019
REGION VIII	1261.67	701.25	1244.83	1033.12	1245.38	1595	January	2019
REGION IX	1216	670	1157	985	1171.67	1717.5	January	2019
REGION X	1154.82	595.63	1107.56	985.38	1133.67	1606.72	January	2019
REGION XI	1126.25	588	1066.5	946	1023.05	1522.75	January	2019
REGION XII	1104.5	569.55	1070.43	955.5	1038.5	1587.62	January	2019
CARAGA	1165.19	581.62	1113.25	988.91	1085.47	1700	January	2019
CAR	1212.85	589.17	1060.03	953.5	1302.19	0	January	2019
REGION I	1087.5	557.5	1088.12	927.5	1293.75	0	February	2019
REGION II	1137.71	581	1068.3	926.54	1187.43	0	February	2019
REGION III	1098.54	548.39	1076.25	931.62	1258.04	0	February	2019
REGION IV	1239.61	661.69	1192.69	1050.86	1365.64	0	February	2019
REGION V	1248.56	667.35	1151.21	1055.5	1341.71	1562.5	February	2019
REGION VI	1103.33	597.08	1080.42	948.33	1017.19	1519.17	February	2019
REGION VII	1126.88	646.56	1157.5	1007.5	1193.75	1595.62	February	2019
REGION VIII	1297.21	769.17	1278.25	1047.5	1235	1675	February	2019
REGION IX	1196	655	1159	1026	1178.75	1622.5	February	2019
REGION X	1164.62	593.5	1116.76	995.88	1126.38	1612.56	February	2019
REGION XI	1131.59	568.23	1072.81	968.11	1038.07	1518	February	2019
REGION XII	1091.93	565.05	1048.93	945.1	1017.2	1575	February	2019
CARAGA	1155.2	598.04	1133.94	992.93	1082.97	1495.5	February	2019
CAR	1183.38	596.44	1072.84	1009.34	1322.06	0	February	2019
REGION I	1093.12	562.5	1091.25	942.5	1320.62	0	March	2019
REGION II	1126	570.56	1071.75	932.38	1158.75	0	March	2019
REGION III	1148.04	548.11	1073.04	950.09	1256.25	0	March	2019
REGION IV	1261.26	660.72	1195.64	1049.28	1347.14	0	March	2019
REGION V	1257.83	675.52	1157.99	1061.42	1340.72	1459.38	March	2019
REGION VI	1097.08	592.92	1087.29	949.38	1043	1516.25	March	2019
REGION VII	1112.5	646.25	1153.75	1007.5	1187.5	1572.5	March	2019
REGION VIII	1268.88	737.81	1272.62	1052.5	1304.79	1675	March	2019
REGION IX	1201	653.75	1154.5	1023	1179.38	1623.12	March	2019
REGION X	1159.06	591.06	1117.31	990.81	1097.94	1637.24	March	2019
REGION XI	1122.42	617.08	1086.67	957.67	1018.79	1527.22	March	2019
REGION XII	1079.35	559.52	1037.56	941.55	995.66	1535.58	March	2019

CARAGA	1142.08	603.29	1141.12	1014.06	1101.56	1568.25	March	2019
CAR	1152.31	594.94	1086.25	977.69	1343.75	0	March	2019
REGION I	1092.5	564.5	1079	949.5	1387.5	0	April	2019
REGION II	1136.5	564.6	1067.4	924.84	1179.53	0	April	2019
REGION III	1047.57	550.43	1072.43	947.36	1257.14	0	April	2019
REGION IV	1260.29	674.29	1191.22	1067.4	1394.15	1650.25	April	2019
REGION V	1258.1	675	1160.76	1056.94	1316.96	1356.25	April	2019
REGION VI	1085	586.33	1090.6	952.67	1062.6	1528.87	April	2019
REGION VII	1106.25	648.75	1152.5	1007.5	1187.5	1562.5	April	2019
REGION VIII	1238.17	724.25	1274.33	1091.25	1315.67	1675	April	2019
REGION IX	1200	647	1155	1022.4	1177.5	1625	April	2019
REGION X	1165.3	591.7	1120.7	990.6	1110.2	1639.8	April	2019
REGION XI	1111.37	561.23	1072.97	952.13	1039.13	1500.56	April	2019
REGION XII	1058.2	559.68	1021.2	932.52	1027.68	1527.35	April	2019
CARAGA	1133.8	599.62	1123.08	1002.06	1113.79	1541.9	April	2019
CAR	1133.78	579.22	1079.35	942.15	1328.75	0	April	2019
REGION I	1055	562.5	1078.12	931.88	1358.12	0	May	2019
REGION II	1099.75	554.25	1052.25	918.62	1203.47	0	May	2019
REGION III	1047.5	547.14	1070	944.11	1244.64	0	May	2019
REGION IV	1257.36	683.58	1196.58	1059	1389.11	0	May	2019
REGION V	1261.35	675	1160.76	1056.94	1316.96	1356.25	May	2019
REGION VI	1066.04	583.12	1087.79	958.75	1042.44	1525.62	May	2019
REGION VII	1106.25	648.75	1152.5	1007.5	1187.5	1562.5	May	2019
REGION VIII	1244.33	712.81	1273.71	1091.5	1310.62	1675	May	2019
REGION IX	1184	635	1159	1016	1162.5	1625	May	2019
REGION X	1159.12	600	1119.5	993.5	1123.5	1613.38	May	2019
REGION XI	1112.88	563.75	1072.96	954.46	1051.25	1501.1	May	2019
REGION XII	1026.95	547.55	1021.2	941.2	1029.2	1568.31	May	2019
CARAGA	1113.69	580.34	1108.4	989.92	1081.66	1487	May	2019
CAR	1124.8	584.1	1068.56	927.82	1271.88	0	May	2019
REGION I	1048.75	563.75	1086.25	946.25	1353.75	0	June	2019
REGION II	1084.88	568.14	1056.4	922.08	1198.54	0	June	2019
REGION III	1030.36	551.96	1067.14	941.7	1234.46	0	June	2019
REGION IV	1258.64	669.69	1187.92	1044.11	1395.25	0	June	2019
REGION V	1263.1	673.75	1157.38	1057.2	1316.62	1459.38	June	2019
REGION VI	1061.25	578.54	1082.58	962.08	1076	1536.38	June	2019
REGION VII	1106.25	648.75	1152.5	1007.5	1187.5	1562.5	June	2019
REGION VIII	1243.46	720.94	1260.25	1100.31	1317.92	1675	June	2019
REGION IX	1183	638.12	1167.05	1032	1167.19	1643.75	June	2019
REGION X	1128.53	590.4	1117.03	983.52	1117.9	1598.36	June	2019
REGION XI	1092.21	560.75	1067.96	949.29	1058.04	1490.85	June	2019
REGION XII	1007.25	549.4	1020.3	950.65	1033.05	1559.62	June	2019

CARAGA	1152.04	586.08	1116.59	992.26	1088.3	1553.62	June	2019
CAR	1113.96	584.51	1071.8	932.38	1269.06	0	June	2019
REGION I	1030.5	550.5	1064	959	1357.5	0	July	2019
REGION II	1072.8	565.53	1055.3	928.32	1205.33	0	July	2019
REGION III	1024.29	554.14	1067.86	947.09	1233	0	July	2019
REGION IV	1240.02	679.91	1185.71	1052.69	1402.87	0	July	2019
REGION V	1271.23	674.2	1156.71	1057.44	1316.29	1562.5	July	2019
REGION VI	1048	577.27	1073.7	962.33	1055.2	1529.6	July	2019
REGION VII	1131.55	662.15	1165.1	1031.9	1230.35	1575.15	July	2019
REGION VIII	1236.3	703.45	1248.83	1087.6	1304.53	1678	July	2019
REGION IX	1207.4	638.5	1184.2	1068	1166	1625	July	2019
REGION X	1114.56	589.8	1115.52	987.45	1118.88	1588	July	2019
REGION XI	1065.43	550.6	1060.9	949.7	1051.47	1506.61	July	2019
REGION XII	984.2	545	1018.64	938.08	1044.6	1544.8	July	2019
CARAGA	1107.46	587.5	1113.31	999.43	1099.55	1552.8	July	2019
CAR	1107.58	581.12	1074.26	938.05	1310.83	0	July	2019
REGION I	1027.5	547.5	1061.25	964.38	1357.5	0	August	2019
REGION II	1054.78	557.85	1042.75	925.75	1182.08	0	August	2019
REGION III	1052.14	555.8	1065.18	944.46	1241.96	0	August	2019
REGION IV	1246.36	672.65	1194.33	1059.44	1398.5	0	August	2019
REGION V	1271.14	672	1148.92	1057.47	1311.96	1562.5	August	2019
REGION VI	1031.92	571.5	1060.58	924.42	1077.75	1467.29	August	2019
REGION VII	1149.54	669.77	1179.34	1040.19	1214.81	1589.67	August	2019
REGION VIII	1226.5	707.06	1249.33	1108.75	1287.33	1680	August	2019
REGION IX	1203.5	645.25	1171.65	1067	1190.94	1621.88	August	2019
REGION X	1125.38	589.28	1116.05	994.06	1120.53	1616.4	August	2019
REGION XI	1056.12	557.46	1057.79	955.33	1049.27	1500.34	August	2019
REGION XII	1001.75	545.85	1023.45	936.5	1037.7	1555.44	August	2019
CARAGA	1083.06	583.12	1119.02	996.32	1109.84	1639.5	August	2019
CAR	1091.69	563.79	1052.55	934.69	1249.17	0	August	2019
REGION I	1020	552.25	1064.25	942.5	1379	0	September	2019
REGION II	1041.3	551.67	1038.8	921.4	1182	0	September	2019
REGION III	1059.21	550.64	1062.07	943.36	1253.86	0	September	2019
REGION IV	1234.46	668.34	1144.86	1098.21	1410.29	0	September	2019
REGION V	1254.87	678.9	1150.62	1051.75	1309.39	1562.5	September	2019
REGION VI	1014	565.3	1062.57	928.9	1081.6	1529.5	September	2019
REGION VII	1159.58	696.27	1187.58	1060.75	1293.25	1621.13	September	2019
REGION VIII	1225.83	708.25	1244.17	1108.75	1304.33	1680	September	2019
REGION IX	1181.4	678.8	1151.32	1068	1251.8	1655	September	2019
REGION X	1123.5	587.5	1116.75	990.85	1099.35	1611.2	September	2019
REGION XI	1070.97	567.03	1078.77	967.37	1071.97	1512.05	September	2019
REGION XII	993.24	543.08	973	919.6	1044.28	1564.4	September	2019
CARAGA	1076.25	575.08	1113.5	997.42	1096.03	1677.2	September	2019
CAR	1080.75	566.94	1058.53	937.62	1264	0	September	2019

REGION I	988.75	549.38	1072.5	937.5	1382.5	0	October	2019
REGION II	1047.79	559.5	1040.5	927.33	1165	0	October	2019
REGION III	1052.14	548.57	1054.91	941.96	1243.93	0	October	2019
REGION IV	1216.75	657.89	1186.56	1046.26	1398.17	0	October	2019
REGION V	1251.77	688.5	1158.76	1053.11	1308.29	1562.5	October	2019
REGION VI	1003.33	564.96	1060	928.33	1077.5	1548.83	October	2019
REGION VII	1154.75	693	1169.38	1060.5	1289.62	1643.81	October	2019
REGION VIII	1227.5	707.25	1247.08	1108.75	1303.67	1680	October	2019
REGION IX	1175	694	1149	1083	1251	1677.5	October	2019
REGION X	1098.5	584.5	1106	984.38	1108	1601.25	October	2019
REGION XI	1072.25	567.08	1073.75	982.04	1056.77	1491.34	October	2019
REGION XII	989.05	541.15	1014.5	922.1	1044.4	1562.75	October	2019
CARAGA	1067.66	569.97	1107.41	1000.72	1085.97	1684.75	October	2019
CAR	1091.38	572.73	1057.6	941.9	1282.71	0	October	2019
REGION I	987.5	549.06	1065	934.38	1373.12	0	November	2019
REGION II	1011.92	556.51	1041.58	903.33	1171.67	0	November	2019
REGION III	1035.89	546.05	1051.16	944.29	1248.39	0	November	2019
REGION IV	1218.22	672.22	1190.97	1048.64	1399.53	0	November	2019
REGION V	1256.44	685.92	1154.93	1046.03	1313.04	1562.5	November	2019
REGION VI	1000.83	565.12	1059.42	925.67	1077.71	1548.79	November	2019
REGION VII	1165.56	671.38	1161.78	1035.12	1237.19	1645	November	2019
REGION VIII	1229.17	706.5	1250	1108.75	1303	1680	November	2019
REGION IX	1182	690	1148.8	1083.5	1251	1677.5	November	2019
REGION X	1085.62	576.38	1103.75	986.62	1134.5	1630	November	2019
REGION XI	1067.5	581.75	1071.21	955.41	1075.22	1525.25	November	2019
REGION XII	983.55	541.9	1015	921.95	1041.65	1558.94	November	2019
CARAGA	1053.14	613.7	1124.52	1030.86	1087.84	1617.25	November	2019
CAR	1084.2	559.62	1049.16	941.74	1254.54	0	November	2019
REGION I	987.5	551.25	1072.5	937.5	1382.5	0	December	2019
REGION II	1007.23	561.79	1040.96	913.57	1188.65	0	December	2019
REGION III	1023.86	544.21	1041.29	937.14	1236.43	0	December	2019
REGION IV	1217.36	673.76	1186.51	1051.6	1409.11	0	December	2019
REGION V	1249.88	684.47	1151.12	1040.48	1314.09	1562.5	December	2019
REGION VI	999.47	573.9	1071.38	928.57	1103.03	1549.63	December	2019
REGION VII	1169.83	664.3	1170.7	1060.5	1254.65	1660.7	December	2019
REGION VIII	1229.17	706.5	1250	1108.75	1303	1680	December	2019
REGION IX	1189	686	1148.6	1084	1251	1677.5	December	2019
REGION X	1097.6	579.81	1108.2	988	1140	1629.42	December	2019
REGION XI	1076.7	590.17	1070.6	934.28	1071.03	1511.49	December	2019
REGION XII	978.88	542.8	1002.76	938.56	1041.68	1564.8	December	2019
CARAGA	1078.2	576.35	1110.3	1003.25	1101.97	1583	December	2019
CAR	1080.67	554.48	1045.93	944.09	1263.33	0	December	2019

ANNEX VII: AVERAGE PRICE OF SELECTED PESTICIDES (LAST QUARTER 2019)

Insecticides

	REGIONS													
BRAND NAME	CAR	I	II	III	IV	V	VI	RVII	VIII	IX	X	XI	XII	CARAGA
AgroCPM										P306			P275.00	P250
Ali ka								P3,360						
Bida	P525		P595											
Brodan	P480	P435	P550	P465	P490	P429.29	P510	P561.35	P805	P465	P480	P531.75	P489	P470
Arrow														P430
Bugbuster								P310						
Bulldo ck								P990						
Bush-whack					P380			P420	P371	P350			P349.00	P350
Bullseye											P347			P374.25
Cartap								P160/100g	P743.50	P635	P680			
Chix	P720	P705	P785			P733	P690	P790	P695					
Cymbush	P440	P447.50	P450	P455		P505.83	P403	P470	P437		P425	P434.40		P426
Decis							P250/250ml	P770/L						
Deal				P300										
Imethrin					P600									
Karate	P905			P950	P1,000	P1,026.67	P950	P1,050/ L	*700/ 500 ml			P940.93		
King Arthur	P650		P600		P600									
Korbush									P482.50				P250	
Knockout				P360				P432.00	P482.50					
Kri ss	P540		P550											
Kudos			P430											
Lcadmark								P340						
Lannate	P765	P 712.50		P747.50			P760/425g		*57.50/ pk	*50/ 25g		P933.70	*805/425 g	
Lorsban					P600			770.00/ L	P635					
Magnum	P376	P380	P450	P410	P450	P426	P380.00			P390	P414.00			P400
Malathion				P380	P360				*200/ 500m				P380	P375
Padan											P840	P633.25		
Parapest D										P854	P620	P594.06		P674.67
Prevathon								P380/ 250 ml	P475				*935/250 ml	
Scorpio								*688/500g	P475					
Scorpio 40 SP				P370			P550.00	P545	P475					
Selecron	P1,050													
Sevin	P280			*82 .50/ 50g			P80/50g							
Solomon	P340													
Sniper				P330							P330.00		P292.50	
Tag 357			P350											
Vasthrin				P360										
Y-Kurat										P468.75				

Herbicides

	REGIONS													
BRAND NAME	CAR	I	II	III	IV	V	VI	RVII	VIII	IX	X	XI	XII	CARAGA
2-4D Amine											P250			
2-4D Ester			P360	P340	P300	P326.50	P300	P365.00	P344.50			P344	P335	P293
Atrazine 80WP		P450												
Agrozone								P435						
Advance			P660	P335				P560			P590	P604		
Advice									P635					
Agro Bonds													P500	P480
Almix									P358.50					
Atrazine 80WP		P450												
Clearmax							*1100/gal							
Clear-out	P354.50		*1,225/gal		P400		P1,050					P950.80	*1,450/gal	P1,030
Clincher 100EC			P1,650.00	P1,430			P1,554							P1,600
Dithane	P615													
Devast 480sl		P350												
Demolition X					P400.									
Direk 800			P800		P450			P720					P690	P780
Ground Plus										P350	P334	P321.68	P970	P323
Glypho-tex											P400			
Glyzone		P320								P868/gal				
Grastop														
Grass Zero					P360.00									
Guaran-tee	P759						*1,100/250ml							
Funguran	P713							P842.50						
Hedonal						P375.67								
Hero 70EC				P330.00				P570.00	P542.00					
Kaingin														P297.00
Lebron							P280.00							
Machete	P620		P630		P650.00	P685.75		P667.00	P563.50					P590.00
Manager Blue	*559/3lbs													
Mower	P367		*930.00/gal		P355.00			P400.00						
Nominee			P1,500				*1520/250ml	*160/100ml						
Power					P350.00									
Pmax	P900		P350											

Pyanchor				P935			*820/500ml	P1,530	P1,515					
Ricestar				*1,250/500ml			*1,200/500ml	*1,330/500ml						P1,360
Ronstar	P1,300						P1,550			P810			P1,450	
Rouge			P515					P680	P570		P605			P591
Round up	P430			P495				P520		*1,428/ gal	P418.35	P434.00		P412
Sadam-O				P600										
Sharp Shooter	P421	P370		P420				P480		*3,690/ gal				P455
Slash	P373.33							P390	P256					
Sofit				P800		P865	P902	P1,005						P900
Spitfire	P360		P350											
Tekweed										P1,115				P385
Todo Max										P1,041	P331.67			
Torogi Blue	P572.15													
Tornado	P601					P551.67								
Triple 8			*1,300/ gal								P334			
Upgrade 70 EC													P500	
Weed Blaster 480 SL		P370												

Fungicides

	REGIONS												
BRAND NAME	CAR	I	II	III	IV	VI	RVII	VIII	IX	X	XI	XII	CARAGA
Amistar							P6,385						
Antracol				P600		P600	P640		P546			P555	P634
Armure	*720/250 ml		*800/250ml			P740		P665	P687.50	P625		*735/250ml	P735
Benomax			*170/100g										
Biostin							P1,840						
Daconil	*280/250g						P640.00				P831		
Dithane	P615.28	P577.50	P660		P500				P503	P541	P549	P570	P535
Dithane M-45	P597.50			P557.50	P500/kg	P245	*230/250g		P513				P1,189.80
Diuton					P650								
Folicur	*132.00/50g			P1,082.50			*130/pk		P985.				
Fortuna			*575/3lbs										
Fungonil					P750		P750						
Fungitox									P632	P552	P913		P1,189.80
Fungufree				P420									
Funguran	P715	P662.50	P665.00		P700		P430	P640	P730	P642			*700/box
Funguran OH				P685.00		P650							P692.50
Ganazeb													P477.00
Kocide	P950.00		P985.00		P720	P900	1070/kg		P927.50	P940		*263/250g	700.00/box
Manager (B/Y)	P578						550/kg						
Mancozeb		P370	*550/3lbs	P345	P370		P370						P980

Manzate						P450	P462		P453	P460	P462		
Montana							1,070/ml	P950					
Nativo				*67.5/35g		P880							
Nordox				P820	P750		P750	P1,650					
Opal			*280/200g									P685	
Redeem		P420		P422.50				P380					
Score		*720/250ml				*1488/500ml	*800/250ml					*1601/250ml	
Serenade					P520.00								
Solomon			*1100/L										
Sure						*180/100g							
Tango	P150./100g			*1500/ box					130/100g				
Topsin						*300/250g					P1,097		
Torogi Blue	P576		*630/3lbs										
Zebra Blue										P432			
Wallop							P350					P372	

Molluscicides

	REGIONS													
BRAND NAME	CAR	I	II	III	IV	V	VI	RVII	VIII	IX	X	XI	XII	CARAGA
Barrel 70 WP										P277.50				
Baylus-cide	P1,086		P1,075	P1,010	P1,125	P1,111	P1,175			P1,044	P1,044	P1,001	*800/box	P1,140
Bayonet	P266		P295	P277	P275	P290.71	P260	P282		P261	P213		P300	
Cim-maron	*750/box									P630	P765			P700
Hit	P820.00		P880		P850	P810	P780							
Kuhol Kill				P280										
Laser			*850/box											
Maso							P865							
Maskada														*870/box
Metabait	350/kg												P350	
Moluxide												P684		
Mower								P375						
Niclomax					P850	P750								
Niclomax 70 WP											P795			
Niclos M			800/box				P840	*105/35g						
Padan												P777		
Parakuhol										P852	P980	P711		*700/box
Primalex	*735/box									P650	P780		P700	P768
Sakuhol					P470									
Shatter					P800			*112/pk						
Snailkill	P242				P250									

Snailmate					P1,100									
Super DJ 70 WP							P710							
Superkill								*745/box						
Surekill	P941.50		P1,030			P977.50	P876.50	*1,110/box		P856	P835	P909	*870/box	P937
Taglus-cide			P840							P582				
Thump			*240/kg.	P235			P220				P270		P285.00	

Rodenticides

	REGIONS													
BRAND NAME	CAR	I	II	III	IV	V	VI	RVII	VIII	IX	X	XI	XII	CARAGA
Racumin			P36	*80(50g)	P25		P47	P50				P55.42	*35/10g	
Ratkill			P20		*25/10g								*20/10g	
Ratol				20/10g	*35/10g									
Storm			P30					P30					P20	
Zinc Phos-phide			P30	*40/10g	P20		P23	P25				P24.13	P20	P20

FERTILIZER REGULATIONS DIVISION



LOWER PHOTO (L-R): Jesson Garcia, Marlo Deblois, Jane Apostol, Christian Floria, Rowena Reyes, Mark Kevin Salita, Julieta Lansangan, Maribel Querijero, Maria Fe Suyat, Sierlene Binobo, Maria Regina Lagance, Rea Lariosa



PESTICIDE REGULATIONS DIVISION



1st Row (L-R): Carlo Obeña, Marc Samuel Molina, Alfredo Isidro, Mark Ruben Palcutelo, Ricajen Datuin
2nd Row (R-L): Ronalyn Mayuga, Kris Anne Minguez, Jonalyn Tolero, Jacqueline Romualdez, Alisa Sibal, Bella Fe Carmona, Nancy Dumlao, Carina Miranda, Jessica Puno

LABORATORY SERVICES DIVISION



1st Row (L-R): Darwin Narvadez, Gina Dongaol, Angelo Bugarin, Sharmaine Tecson, Paul Kristian Berjuega, Feliona Bautista, Alvin Oabel

2nd Row (R-L): Efraim Mallare, Nadia Mae Cajucom, Jerolet Sahagun, Erica Mae Gacutan, Jervic Pallones



PLANNING, MANAGEMENT AND INFORMATION DIVISION



UPPER PHOTO: 1st Row (L-R): Jaylord Angelo Tahilan, John Rajah Anareta, Errol John Ramos, Ivan Layag, Mark John Gandecila, Leonora Japon, Alvin Domondon,
2nd Row (R-L): Erlene Joy Noora, Mirasol Bacarisas, Digna De Leon, Aleni Peach Gonzales, Jonsie Baysa

FINANCE AND ADMINISTRATION DIVISION



1st Row (L-R): Julieta Roxas, Divine Hyacinth Elcano, Madonna Flavier, Amelia Urquia Ma. Cristina Tiolo, Angel Erasmo, Genalyn Guardiano, Zandrally Joven, Gabriel Evangelista, Jorelyn Mendoza, Nelia Samson, Jonalyn Rañola, Rachelle Almoite, Jianne Figueroa

2nd Row (R-L): Josephine Guntan, Alma Escasura, Gina Tomimbang, Maria Theresa Oliveros, Alma Apduhan, Aurea Cagayat

3rd Row (L-R): Lurico Minglanilla, Ronald Ponce, Eduardo Lorenzana, Eljohn Esparas, Amado Malana, Ernesto Ong



OFFICE OF THE EXECUTIVE DIRECTOR



From Left to Right: Anjaneth Palcutilo, Shanelle Napoles, Deputy Executive Director Eric Divinagracia, Executive Director Wilfredo Roldan, Acting Deputy Executive Director Antonio Cruz, Jr., Rea Barretto, Kristine Joy Sotto

FIELD OPERATIONS COORDINATING UNIT



UPPER PHOTO: 1st Row- Elizabeth Perlado, Mark Glenn Requilman, Edward Allen Calapatia, Lourdes Conde
2nd Row- Amado Malana, Suzettie Alcaide, Wilbert Newton Pollisco and Hazel Cadayday



FIELD UNIT I (ILOCOS REGION)



Upper Photo/1st Row (From L-R): Melecio Choschos, Regional Officer Joseph Andre John Martinez, Noel Tablada, and Medardo Santiago

2nd Row (R-L): Rogelio Tanguid and Marissa Pimentel



FIELD UNIT II (CAGAYAN VALLEY)



1st Row (L-R): Reynaldo Mozuela, Leonardo Bangad, Robert Salvador, Noel Baliuag, Arwin Cardenas, and Henry Cabayan

2nd Row: (R-L): Kaezell Anne Sambo, Regional Officer Henry Fronda, Roselle Anne Jose



FIELD UNIT CORDILLERA ADMINISTRATIVE REGION



LOWER PHOTO

1st Row (From L-R): Rodell Goha-od, Regional Officer
Reynaldo Segismundo and Augusto Nagayang

2nd Row (R-L): Beverly Lete and Rowena Billig

FIELD UNIT III (CENTRAL LUZON)



From L-R: Ronillo Delos Santos, Quirino Baterna, Jerzon Lopez, Dennis Mallari, Robilyn Sarmiento, OIC Romeo Suguitan, Jr., June Ryan de Leon and William Gante

FIELD UNIT IV (CALABARZON AND MIMAROPA)



Upper Photo/1st Row (L-R): Mark Nicky Larga, Edmar Bundalian, Romulo Crucillo, Dexter Oliver Leynes and Froilan Bañaga

2nd Row: (R-L): Allan Jade Rojo, Grace Palo, Regional Officer Leticia Hernandez and Jocelyn Baduyen



FIELD UNIT V (BICOL REGION)



Upper Photo (L-R): Gabriel Atole, Christopher Nuñez, Cris Legaspi, Regional Officer Donardo Javier, Karla Delos Santos, Winsor Nueva, Ardon Ryan Nee-Estuye and Rodny Conda

FIELD UNIT VI (WESTERN VISAYAS)



Upper Photo (L-R): Francis Felimon Villamon, Raymund Alfor, Ryan Gelladula, Emanuel Barrida, Regional Officer Rone Sangatanan, Carnet Lomocso, Jelmo More and Rogelio Crespo



FIELD UNIT VII (CENTRAL VISAYAS)



Upper Photo (L-R): Jesus Muring, Noel Negre, Hannah Kenia Era, Sunday Flores, Andy Cornell Bornillo and Regional Officer Arnulfo Arausa, Jr.

FIELD UNIT VIII (EASTERN VISAYAS)



Upper Photo/1st Row (L-R): John Mar Nosura, Eric Castañas, Loreto Macabio and Gary dela Cruz
2nd Row (R-L): Mafre Tolibas, Claudette Mae Terciño and Regional Officer Francis Salvador Costas



FIELD UNIT IX (ZAMBOANGA PENINSULA)



Upper Photo (L-R): Fernand Baja, Dionn Mark Bohol, Michael Tuico, Paulyne Kim Alfuentes, Charlie Limbag and Regional Officer Alex Paalisbo

FIELD UNIT X (NORTHERN MINDANAO)



Upper Photo (L-R): Charles Joseph Follusco, Regional Officer Sonia Calleja, Christie Lim, Romnick Bocto, Lorna Sajol and Vilma Cubao



FIELD UNIT XI (DAVAO REGION)



Upper Photo (L-R): Rustom Gain Tanduyan, Junette Cano, Imelda Rasay, Regional Officer Jinny Louie Ale, Marrisa Napalit, Cheery Agrade, Regine Uy and Ellan Bana-ay

FIELD UNIT XII (SOCCSKSARGEN)



Upper Photo (L-R): Joey Pascua, Maricel Tabigue, Regional Officer Alita Bornea, Sharon Tan, and Cherubin Alonzo



FIELD UNIT CARAGA



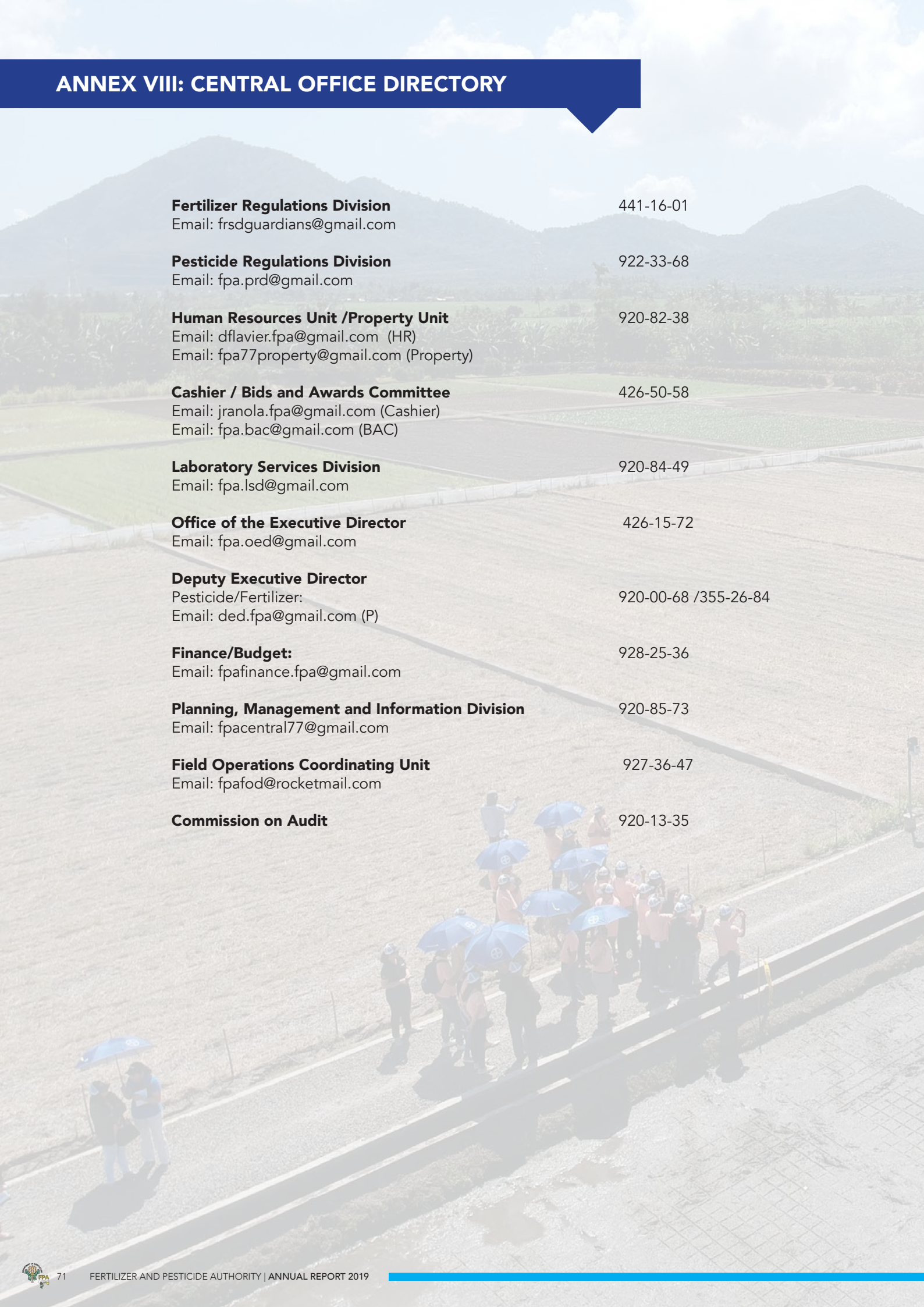
Upper Photo (L-R): Mark Jemuel Gabriel, Jeyson Atillo, Regional Officer Danilo Negre, Ronnie Repolidon, Yzredin Bacongus and Joseph Recto Canda

**FPA BARMM (BANGSAMORO AUTONOMOUS
REGION IN MUSLIM MINDANAO)**



Regional Officer Dadtungan B. Radzak

ANNEX VIII: CENTRAL OFFICE DIRECTORY



Fertilizer Regulations Division Email: frsdguardians@gmail.com	441-16-01
Pesticide Regulations Division Email: fpa.prd@gmail.com	922-33-68
Human Resources Unit /Property Unit Email: dflavier.fpa@gmail.com (HR) Email: fpa77property@gmail.com (Property)	920-82-38
Cashier / Bids and Awards Committee Email: jranola.fpa@gmail.com (Cashier) Email: fpa.bac@gmail.com (BAC)	426-50-58
Laboratory Services Division Email: fpa.lsd@gmail.com	920-84-49
Office of the Executive Director Email: fpa.oed@gmail.com	426-15-72
Deputy Executive Director Pesticide/Fertilizer: Email: ded.fpa@gmail.com (P)	920-00-68 /355-26-84
Finance/Budget: Email: fpa.finance.fpa@gmail.com	928-25-36
Planning, Management and Information Division Email: fpa.central77@gmail.com	920-85-73
Field Operations Coordinating Unit Email: fpa.fod@rocketmail.com	927-36-47
Commission on Audit	920-13-35

ANNEX IX: REGIONAL AND PROVINCIAL OFFICE DIRECTORY

CAR (Cordillera Administrative Region)

Abra

MR. REYNALDO Q. SEGISMUNDO

Supervising Agriculturist
2nd Floor Caoili Bldg, Km10 Shilan, La Trinidad,
Contact No: 0919-367-2777
Email Add: ray_fpa@yahoo.com / fpa.regioncar.07218@gmail.com

Benguet/ Baguio City

MS. ROWENA F. BILLIG

Agriculturist II
FPA Benguet Provincial Office,
Provincial Capitol, La Trinidad, Benguet
Contact No: 0939-958-2691
Email Add: rbillig@yahoo.com

Ifugao/ Mt. Province

MR. RODELL C. GOHA-OD

Agriculturist II
PAENRO, Provincial Capitol, Lagawe, Ifugao
Contact No: 0935-915-6024
Email Add: rhodez_11@yahoo.com

Kalinga/ Upper Apayao

MR. AGUSTO M. NAGAYANG

Agriculturist II
Office of City Agricultural Services
Bulanao, Tabuk, Kalinga
Cell No: 0926-282-6924
Email Add: agustonagayang@yahoo.com

CAR Admin Aide

MS. BEVERLY A. LETE

Email Add: beverlylete@gmail.com
Cell No: 0938-328-2169

Region 1 - ILOCOS REGION

Ilocos Region

MR. JOSEPH ANDRE JOHN O. MARTINEZ

Supervising Agriculturist
Soils Laboratory, Department of Agriculture, San Fernando, La Union
Cell No: 0928-709-3682
Email Add: pinikpikanitag@gmail.com

La Union

MR. ROGELIO B. TANGUID

Agriculturist II
2nd Floor DA Soils and Feed Laboratory Aguila Road Sevilla City
San Fernando La Union.
Cell No: 0921-846-9371 / 0917-774-1086
Email Add: rbtanguid@yahoo.com

Pangasinan District I, II & III

MR. MELECIO L. CHOSCHOS

Agriculturist II
OPAG Bldg., Penro Cmpd. A,B. Fernandez Ave. Dagupan City
Pangasinan
Cell No: 0939-612-7047
Email Add: melchoschos@yahoo.com

**Pangasinan
District IV, V
& VI**

{ V A C A N T }

Agriculturist II
Pangasinan Research and Experiment Station, Tebag, Sta.
Barbara Pangasinan

Ilocos Sur

MR. MEDARDO B. SANTIAGO

Agriculturist II
Provincial Library Quezon Avenue,
Vigan City, Ilocos Sur
Cell No: 0920-8313-824
Email Add: mb_santiago11@yahoo.com

Ilocos Norte

MR. NOEL M. TABLADA

Agriculturist II
NTA Bldg Brgy Tabug Batac City,
Ilocos Norte
Cell No: 0906-561-5731
Email Add: tabladanoel_fpa@yahoo.com

Region 1 Admin Aide

MS. MARISSA S. PIMENTEL

Cell No: 0950-7922-710
Email Add: marissapimentel84@gmail.com

Region 2 - CAGAYAN VALLEY

Cagayan

MR. HENRY M. FRONDA

Supervising Agriculturist
Door 6, 2nd Floor, NCS Bldg, Div. Rd.
San Gabriel, Tuguegarao City
Contact No: 0928-709- 3691 / 0917-134-5376
Email Add: fpa_region02@yahoo.com

Nueva Vizcaya

MR. REYNALDO A. MOZUELA

Agriculturist II
Provincial Agriculture Office Nueva
Vizcaya, Bayombong, Nueva Vizcaya
Contact No: 0917-1345-295
Email Add: reymozuela@gmail.com

**Southern
Isabela**

MR. LEONARDO A. BANGAD

Agriculturist II
Cagayan Valley Research Center
(CVRC), San Felipe, City of Ilagan, Isabela
Contact No: (0906) 3160-048
Email Add: labrealty777@yahoo.com

**Northern
Isabela**

MR. NOEL A. BALIUAG, JR

Agriculturist II
Door 6, 2nd Floor, NCS Bldg., Div. Rd.
San Gabriel, Tuguegarao City
Contact No: 0917-1345-258
Email Add : baliuag_7@yahoo.com

Quirino

MR. ROBERT V. SALVADOR

Agriculturist II
Provincial Agriculture Office Quirino,
Cabarraguis, Quirino
Contact No: 0906-143-1989
Email Add: robertsalvador56@yahoo.com

**Cagayan
1st District**

MR. ARWIN A. CARDENAS
Agriculturist II
Door 6, 2nd Floor, NCS Bldg, Div. Rd.
San Gabriel, Tuguegarao City
Contact No: 0917-134-5470
Email Add: arwin.cardenas@yahoo.com

**Cagayan
2nd District &
Lower Apayao**

MR. HENRY C. CAYABAN, JR.
Agriculturist II
Door 6, 2nd Floor, NCS Bldg, Div. Rd.
San Gabriel, Tuguegarao City
Contact No: 0917-134-5432
Email Add: hcayaban.fpa@gmail.com

**Cagayan
3rd District**

MS. ROSELLE ANNE L. JOSE
Agriculturist II
Door 6, 2nd Floor, NCS Bldg, Div. Rd.
San Gabriel, Tuguegarao City
Contact No: 0917-134-5436
Email Add: osel15_belldandy@yahoo.com

Region 2 Admin Aide

MS. KAEZELL ANNE R. SAMBO
Contact No: 0927-541-7384
Email Add: zellofanne@yahoo.com

Region 3 - CENTRAL LUZON

Central Luzon

ANTONIO G. CRUZ JR.
Supervising Agriculturist
DA Regional Office, San Fernando, Pampanga
Contact No: 0928-709-3702/0956-249-3000
Telefax No: (045) 961-6811
Email Add: fpa_r3@yahoo.com

Pampanga

ROMEO VAL R. SUGUITAN JR.
Agriculturist II
DA Regional Office, San Fernando Pampanga
Contact No: 0906-767-7777 / 0999-350-5781
Email Add: romeoval_21479@yahoo.com

Nueva Ecija

ROBILYN SARMIENTO
Deputized Provincial Officer
Office of the Provincial Agriculturist,
Capitol Compound, Palayan City Nueva Ecija

Bulacan

(VACANT)

Bataan

MR. JERZON M. LOPEZ
Agriculturist II
OPAG Provincial Capitol compound
Balanga City Bataan
Contact No: 0910-529-2051
Email Add: jerzonlopez22@gmail.com

Tarlac

MR. DENNIS S. MALLARI
Agriculturist II
PPDO Office Capitol Bldg. Capitol Compd.,
San Vicente, Tarlac City, Tarlac
Cell No: 0925-613-9963, 0999-676-2323
Email Add: gordz_09@yahoo.com

Zambales**MR. QUIRINO T. BATERNA**

Agriculturist II
Office of the Provincial Agriculturist,
Palanginan, Iba 2201, Zambales
Contact No: 0949-899-3812
Email Add: quirino.baterna@yahoo.com

Aurora**MR. WILLIAM P. GANTE**

Agriculturist II
Department of Agriculture, Dipaculao, Aurora
Contact No: 0908-576-0878
Email add: williamgante@yahoo.com.ph

Region 3 Admin Aide**MR. JUNE RYAN M. DE LEON**

Contact No: 0917-461-8340
Email Add: juneryandeleon@yahoo.com

Region 4 - CALABARZON/MIMAROPA**CALABARZON****MS. LETICIA R. HERNANDEZ**

Supervising Agriculturist
DA STIARC, Maraouy Lipa City ,Batangas
Telefax No: (043) 981- 3048
Contact No: 0906-234-0052 / 0928-709- 3636
Email add: fpa_regIVlipa@yahoo.com

Batangas**MR. MARK NICKY S. LARGA**

Agriculturist II
DA STIARC, Maraouy, Lipa City ,Batangas
Contact No: 0917-138-2087
Email Add: fpabatangas19@gmail.com

Cavite**MR. ALLAN JADE V. ROJO**

Agriculturist II
Provincial Agriculture Office,
Cavite Capitol Trese Martires City Cavite
Contact No: 0917-133-4727
Email Add: ajedrojo@gmail.com

Laguna**MR. ROMULO N. CRUCILLO**

Agriculturist II
OPAG Field Agricultural Extension Service,
Callos, Sta Cruz 4009, Laguna
Contact No: 0915-976-4388
Email Add: romulo_crucillo@yahoo.com

Quezon

(VACANT)

**Occidental
Mindoro****MR. FROILAN T. BAÑAGA**

Agriculturist II
DA-RFU San Jose Occidental Mindoro
Contact No: 0917-847-0289
Email Add: ftb179@yahoo.com

**Oriental
Mindoro****MR. DEXTER OLIVER O. LEYNES**

Agriculturist II
DA Satellite Office, Brgy. Camilmil
Calapan City, Oriental Mindoro
Contact No: 0977-856-1978
Email Add: tektek1979@yahoo.com

**Romblon /
Marinduque**

MR. EDMAR C. BUNDALIAN

Agriculturist II
Provincial Extension Office, Odiongan, Romblon
Contact No: 0917-118-3980
Email Add: bundalianedmar@gmail.com

Palawan

MS. JOCELYN E. BADUYEN

Agriculturist II
APCO Office, DA-Pres.
Sta. Monica, Puerto Princesa City
Contact No: 0917-134-5500
Email Add: baduyenjocelyn@gmail.com

Region 4 Admin Aide

MS. GRACE G. PALO

Contact No: 0910-051-4880
Email Add: palo.grace@yahoo.com

Region 5 - BICOL REGION

BICOL REGION

MR. DONARDO C. JAVIER

Supervising Agriculturist
DA San Agustin, Pili Camarines Sur
Contact No: 0928-709-3628
Email Add: fpa.bicol5@gmail.com

Camarines Sur II

MR. WINSOR L. NUEVA

Agriculturist II
DA San Agustin, Pili Camarines Sur
Contact No: 0919-124-3126
Email Add: winsornueva@gmail.com

Albay

MR. GABRIEL B. ATOLE

Agriculturist II
DA , Rawis, Legaspi City, Albay
Contact No: 0910-082-5885
Email Add: gabriel_atole@yahoo.com

Sorsogon

MR. ARDON RYAN E. NEE- ESTUYE

Agriculturist II
OPAG, Capitol Compound, Sorsogon City
Contact No: 0929-856-6001
Email Add: ardon_neeestuye@yahoo.com

**Catanduanes/
Camarines Sur I**

MR. CHRISTOPHER M. NUÑEZ

Agriculturist II
DA RFO5, San Agustin, Pili Camarines Sur
Contact No: 0912-928-8908
Email Add: cmnunez320@gmail.com

Masbate

MR. RODNY P. CONDA

Agriculturist II
OPAG Capitol Compound, Masbate City
Contact No: 0930-076-6326
Email Add: rodnyconda@gmail.com

**Camarines
Norte**

MR. CRIS L. LEGASPI

Agriculturist II
OPAG, Capitol Compound,
Daet, Camarines Norte
Contact No: 0921-570-4304
Email Add: atif_cl07@yahoo.com

Region 5 - Admin Aide

MS. MA. KARLA DE LOS SANTOS

Contact No: 0946-164-7855

Email Add: laidelossantos628@gmail.com

Region 6 - WESTERN VISAYAS

WESTERN VISAYAS

MR. RONE L. SANGATANAN

Supervising Agriculturist

Department of Agriculture Field Unit VI

Parola, Iloilo City

Contact No: 0920-608-2414/ 0928-709-3723/

0932-429-5169

Off. Fax No: (033) 337- 0611

Email Add: fpailo.r6_da@yahoo.com

South Iloilo / Central Iloilo

MR. RYAN G. GELLADULA

Agriculturist II

Department of Agriculture Field Unit VI

Parola, Iloilo City

Contact No: 0950-916-3315/ 0998-556-3260

Email Add: gelladularyan@yahoo.com.ph

Negros Occidental

MR. FRANCIS FELIMON V. VILLAMON

Agriculturist II

DA RFU VI Landbank Cottage Road,

Gatuslao St. Bacolod City, Negros Occidental

Contact No: 0999-189-0359 & 0977-827-1692

Email Add: francisvillamon@yahoo.com

francisvillamon@gmail.com

Capiz and South Iloilo

MR. RAYMUND C. ALFOR

Agriculturist II

Department of Agriculture-Field Unit VI

Parola, Iloilo City

Contact No: 0966-712-8840

Email Add: mondalfor@yahoo.com

Aklan / Eastern Capiz

MR. JELMO M. MORE

Agriculturist II

Department of Agriculture-OPAG

Kalibo, Aklan

Contact No: 0928 709- 3658

Email Add: jelmomore@yahoo.com

North Iloilo Central Iloilo

MR. EMANUEL D. BARRIDA

Agriculturist II

Department of Agriculture-Field Unit VI

Parola, Iloilo City

Contact No: 0917-124-6853

Email Add: emanuelbarrida@yahoo.com

Antique

MR. ROGELIO B. CRESPO

Agriculturist II

OPAG ANIAD Bldg., New Capitol

Annex, San Jose, Antique

Contact No: 0947-469-5684/ 0917-335-6125

Email Add: rogeliocrespo59@yahoo.com

Region 6 - Admin Aide

MS. CARNET P. LOMOCOSO

Department of Agriculture-Field Unit VI
Parola, Iloilo City
Contact No: 0949-470-7231
Email Add: zildjian_Cello4@yahoo.com

Region 7 - CENTRAL VISAYAS

CENTRAL VISAYAS

MR. ARNULFO L. ARAUSA, JR.

Supervising Agriculturist
Mandaue Experiment Station
DA-RFO 7 MES Complex Maguikay Mandaue City
Office No: (032) 420- 2371
Contact No: 0928-709- 3680 / 0917-547-7757
Email Add: fpa_cebu@yahoo.com /
aarausa@yahoo.com

Siquijor/ Bohol District III

MR. SUNDAY B. FLORES

Agriculturist II
OPAG Siquijor Helen, Larena, Siquijor
OPAG Bohol Tagbilaran City, Bohol
Contact No: 09097584140
Email Add: sundayf09@gmail.com

Cebu

MR. NOEL V. NEGRE

Agriculturist II
DA-RFO-7 MES Complex Maguikay Mandaue City
Contact No: 0917-547-7721
Email Add: grenedeluxe1986.nn@gmail.com

Bohol District 1 & 2

MR. ANDY CORNELL G. BORNILLO

Agriculturist II
OPAG Bohol Tagbilaran City, Bohol
Cell No: 0926-512-9880/0917-547-7720
Email Add: andycornellbornillo@yahoo.com

Negros Oriental

MR. JESUS A. MURING

Agriculturist II
PATCO Looc, Dumaguete City, Negros Oriental
Contact No: 0907-589-8959/0917-547-7758
Email Add: jessmuring25@gmail.com

Region 7 - Admin Aide

MS. HANNAH XENIA ERA

Cell No: 0966-142-3781
Email Add: erahannah@gmail.com

Region 8 - EASTERN VISAYAS

Tacloban City

MR. FRANCIS SALVADOR B. COSTAS

Supervising Agriculturist
2nd Flr. Rm 4 CEBU CFI Community Cooperative
Guinapondan, Palo Leyte
Contact No: 0936-370-2626 / 0928-494-2327
Email Add: frncost@yahoo.com / jcfpar8@yahoo.com

West and Eastern Samar

MR. GARY M. DE LA CRUZ

Agriculturist II
OPAS Bldg. Provincial Capitol
Borongan, Eastern Samar
Contact No: 0921-286-2296
Email Add: garyipmr8@gmail.com

**Province of
Leyte**

MR. ERIC C. CASTAÑAS

Agriculturist II
2nd Flr. Rm 4 CEBU CFI Community Cooperative
Guinapondan, Palo Leyte
Contact No: 0915-219-6424
Email Add: ercastanas@yahoo.com.ph

**Biliran
Province**

MR. LORETO M. MACABIO, JR.

Agriculturist II
OPAS Provincial Capitol Compound
Naval, Biliran
Contact No: 0930-112-2129
Email Add: loretomacabiojr88@gmail.com

**Southern
Leyte**

MS. CLAUDETTE MAE C. TERCÍÑO

Agriculturist II
Provincial Agriculture Capitol site
Asuncion Maasin City Southern Leyte
Contact No: 09365203748
Email Add: cterciño@gmail.com

**Northern
Samar**

MR. JOHN MAR A. NOSURA

Agriculturist II
PAO Provincial Capitol
Catarman, Northern Samar
Contact No: 0936-347-8759
Email Add: johnmar.nosurafpa@gmail.com

Region 8 - Admin Aide

MR. MAFREN TOLIBAS

Cell No: 0927-218-3671
Email Add: jcfpar8@yahoo.com

Region 9 -ZAMBOANGA PENINSULA

**Zamboanga
Peninsula**

MR. ALEX S. PAALISBO

Supervising Agriculturist
Caperig Bldg Sabate St Sto Niño Pagadian City
Contact No: 0907-730-4893
Email Add: fpar_ix@yahoo.com /khuratz_alex@yahoo.com

**Zamboanga
Del Norte**

MR. DIONN MARK M. BOHOL

Agriculturist II
DA - Regional Satellite Office Dipolog City
Contact No: 0907-242-0624
Email Add: fpazanorte@gmail.com

**Zamboanga
Del Sur**

MR. MICHAEL P. TUICO

Agriculturist II
Caperig Bldg Sabate St. Sto Niño Pagadian City
Contact No: 0912-755-0250
Email Add: miketuico@yahoo.com

**Zamboanga
Sibugay**

MR. CHARLIE DC. LIMBAG

Agriculturist II
DA Research Division-ZAMPIARC
Sanito Ipil Zamboanga Sibugay
Contact No: 0946-001-5711
Email Add: charlielimbag@rocketmail.com

**Zamboanga
City**

MS. PAULYNE KIM M. ALFUENTE

Agriculturist II
Bureau of Plant Industry, Port Area Zamboanga City
Contact No: 09264442371 / 09474679449
Email Add: canamorph91@gmail.com

**Basilan
Province**

MR. ARNULFO O. ESTRADA

FPA Provincial Deputized Officer
DA-ROS Luntung Isabela City, Basilan
Contact No: 0927-908-3012
Email Add: Estradaarnulfo29@yahoo.com

Region 9 - Admin Aide

MR. FERNAND A. BAJA

Cell No: 0930-259-2597
Email Add: fpa_ix@yahoo.com/fernandbaja@gmail.com

Region 10 - NORTHERN MINDANAO

Camiguin

MS. MA SONIA C. CALLEJA

Supervising Agriculturist
Ajland Dev't Corp. Cugman, Cagayan De Oro City
Contact No: 0917-718- 0144 / 0999-822-5495
Office No: (088) 850-1261
Email Add: fpa_x@yahoo.com / soniacallejama@yahoo.com.ph

**South
Bukidnon**

MR. CHARLES JOSEPH C. FOLLOSCO

Agriculturist II
Capitol Compound, Malaybalay City
Contact No: 0918-351-1537
Email Add: charliemasa2000@gmail.com

**North
Bukidnon**

MS. CHRISTIE D. LIM

Agriculturist II
FPA-Bukidnon Office, Room 214, National and Provincial
Offices, Capitol Grounds, Malaybalay City, Bukidnon
Contact No: 0905-894-2607/ 0910-669-8661
Email Add: sirchiest@gmail.com

**Misamis
Oriental**

MR. ROMNICK N. BOCTOT

Agriculturist II
Cugman, Cagayan De Oro City
Contact No: 0930-396-1429
Email Add: numb_890@yahoo.com

**Lanao Del
Norte &
Misamis
Occidental**

MS. LORNA S. SAJOL

Agriculturist II
DA Provincial Office, Tubod Lanao del Norte
Contact No: 0908-947-6977
Email Add: lorna.sajol@yahoo.com

Region 10 - Admin Aide

MS. VILMA C. CUBAO

Contact No: 0926-362-8936
Email Add: vilmacubao_58@yahoo.com
fpa_x@yahoo.com

Region 11 - DAVAO REGION

Davao Region

MR. JINNY LOUIE ALE

Supervising Agriculturist
Suite No. 9 Granland Businesses Center
R. Castillo St. Agdao, Davao City
Contact No: 0928-709-3705
Email Add: fpaxi_davao@yahoo.com /fpaxidavao@gmail.com

Davao City

{ V A C A N T }

Agriculturist II
Suite No. 9 Granland Businesses Center
R. Castillo St. Agdao, Davao City

Davao Del Sur

MS. IMELDA Q. RASAY

Agriculturist II
OPAG Compound Digos City Davao Del Sur
Contact No: 0920-221-3837
Email Add: imelda_rasay@yahoo.com

Davao Del Norte

MS. MARRISA G. NAPALIT

Agriculturist II
PAGRO Capitol Compound, Tagum City
Davao Del Norte
Contact No: 0928-709-3675
Email Add: marizgnap@yahoo.com

Davao Oriental

MR. RUSTOM GAIN A. TANDUYAN

Agriculturist II
BPI Bldg., Plant Quarantine Services Office, Quezon St., City of Mati, Davao Oriental
Contact No: 0917-126-1780
Email Add: rustomgaintanduyan@gmail.com

Davao Occidental

MS. JUNETTE A. CANO

Agriculturist II
Suite No. 9 Granland Businesses Center
R. Castillo St. Agdao, Davao City
Contact No: 0909-410-2815
Email Add: junettecano@gmail.com

Compostela Valley Province

MS. CHEERY B. AGRADE

Agriculturist II
PAGRO Capitol Compound
Nabunturan, Compostela Valley
Contact No: 0908-184-2224
Email Add: cheery_binas@yahoo.com

Region 11 - Admin Aide

MS. REGINE P. UY

Administrative Aide IV
Contact No: 0909-739-7720
Email Add: uyregin03@gmail.com

MR. ELLAN C. BANA-AY

Driver
Contact No: 0926-900-8665
Email Add: fpaxidavao@gmail.com

Region 12 - SOCCSKSARGEN

SOCCSKSARGEN

MS. ALITA BORNEA

Supervising Agriculturist
2nd Floor KL Lucena Realty Bldg.
Alunan Ave. Koronadal City
Contact No: 0928-709-3679
Email Add: fpasocsargen@yahoo.com

Sarangani & City of General Santos

MR. JOEY PASCUA

Agriculturist II
2nd Floor KL Lucena Realty Bldg.
Alunan Ave. Koronadal City
Contact No: 0946-149-3726
Email Add: joeybarcenapascua@gmail.com

North Cotabato

MS. MARICEL P. TABIGUE

Agriculturist II
DA-CEMIARC Amas, Kidapawan City
Contact No: 0919-614-4703
Email Add: fpasocsargen@yahoo.com

Sultan Kudarat

MR. CHERUBIN M. ALONZO

Agriculturist II
DA-RCPC Tacurong City
Contact No: 0939-513-2516
Email Add: cherubin_sk@yahoo.com

South Cotabato

{ V A C A N T }

Agriculturist II
2nd Floor KL Lucena Realty Bldg.
Alunan Ave. Koronadal City

Region 12 - Admin Aide

MS. SHARON M. TAN

Contact No: 0910-976-5625
Email Add: sharontan526@yahoo.com

CARAGA

Caraga

MR. DANILO S. NEGRE

Supervising Agriculturist
Door 3 SBR Apartment, Fernandez Homesite, Libertad, Butuan City
Contact No: 0918-964-2816
Email Add: dsnfpa@yahoo.com.ph

Surigao Del Sur

MR. YZREDIN O. BACONGUIS

Agriculturist II
Office of the Provincial Agriculturist BAEX, Telaje
Tandag City, Surigao Del Sur
Contact No: 0910-611-1779
Email Add: yzredin@gmail.com

Agusan Del Sur

MR. RONNIE G. REPOLIDON

Agriculturist II
Trento Experimental Station, Trento, Agusan Del Sur
Contact No: 0947-476-4247
Email Add: repolidonrg@yahoo.com

**Agusan
Del Norte**

MR. JEYSON S. ATILLO

Agriculturist II
Department of Agriculture RFU CARAGA
Contact No: 0912-705-4860
Email Add: jeysonatillo@yahoo.com

**Surigao
Del Norte**

MR. JOSEPH RECTO T. CANDA

Agriculturist II
BPI Office Peñaranda St., Surigao City
Surigao Del Norte

CARAGA Admin Aide

MR. MARK JEMUEL R. GABRIEL
Contact No: 0910-499-4565
Email Add: dsnfpa@yahoo.com.ph

ARMM

Cotabato City

MR. DADTUNGAN B. RADZAK

FPA Deputized Regional Officer
DA and Fisheries Cotabato City
Tel No: (064) 421 – 1248 / 421 – 1234
Fax No: (064) 429-0061
Contact No: 0919-552-5340
Email Add: hadjialiradzak@yahoo.com

Tawi –Tawi

MR. NESTOR Q. JUMAWAN

FPA Provincial Deputized Officer
Department of Agriculture and Fisheries
Bongao, Tawi-Tawi
Contact No: (0920) 239-6283
Email Add: nqjumawan_2460@yahoo.com

FIELD OPERATIONS COORDINATING UNIT

FOCU

MR. WILBERT NEWTON T. POLLISCO

Senior Agriculturist
FPA Central Office
Contact No: 0933-365-1050
Email Add: wpollisco@gmail.com

**Caloocan ,
Valenzuela,
Malabon, Navotas,
Manila and
Quezon City**

MS. LOURDES R. CONDE

Agriculturist II
FPA Central Office
Contact No: 0927-657-8043
Email Add: lconde.fpa@gmail.com

FOCU Admin Aide

MR. MARK GLENN S. REQUILMAN

Contact No: 0995-790-7168
FPA Central Office
Email Add: fpafod@rocketmail.com

MS. HAZEL B. CADAYDAY

Contact No: 0921-400-8535
FPA Central Office
Email Add: hazelcadayday@gmail.com

NATIONAL CAPITAL REGION

NCR

MS. SUZETTIE M. ALCAIDE

Supervising Agriculturist
FPA Central Office
Contact No: 0921-425-2868
Email Add: zettie14@yahoo.com / fpafod@rocketmail.com

**Makati, Pasay,
Taguig,
Paranaque, Las
Piñas, and
Muntinlupa**

MS. ELIZABETH P. PERLADO

Agriculturist II
FPA Central Office
Contact No: 0948-156-7313
Email Add: eperlado.fpa@gmail.com

**Rizal, San Juan,
Mandaluyong,
Pateros, Pasig,
and Marikina**

MR. EDWARD ALLEN A. CALAPATIA

Agriculturist II
FPA Central Office
Contact No: 0917-853-5319
Email Add: eacalapatia.fpa@gmail.com

Admin Aide

MR. AMADO A. MALANA

Contact No: 0935-913-6933
FPA Central Office
Email Add: amalana.fpa@gmail.com



Fertilizer and Pesticide Authority
FPA Bldg., BAI Compound, Visayas Ave., Diliman, Quezon City



@FPAofficialpage



(02) 8920-8573 / 8927-2536 / 8927-3647



fpa.da.gov.ph



fpacentral77@gmail.com

Copyright 2019